

الهيئة السعودية للمواصفات والمقاييس والجودة
Saudi Standards, Metrology and Quality Org (SASO)



SASO 2902: 2018

**ENERGY EFFICIENCY, FUNCTIONALITY AND
LABELLING REQUIREMENTS FOR LIGHTING
PRODUCTS
PART 2**

ICS: 91.160.01

ENERGY EFFICIENCY, FUNCTIONALITY AND LABELLING REQUIREMENTS FOR LIGHTING PRODUCTS

PART 2

www.Lisungroup.com

Table of contents

Table of contents	3
Table of tables	5
1. Scope.....	6
2. Reference Standards	7
2.1 Safety and Electromagnetic Compatibility standards	7
2.2 Functional and energy performance standards.....	7
3. Terms and definitions.....	8
3.1 General.....	8
3.2 Technical	8
4. Requirements for non-directional/directional lamps, control gears and luminaires.....	14
4.1 Energy efficiency requirements	14
4.2 Functionality requirements	14
4.3 Marking requirements.....	15
4.4 Energy efficiency label	15
4.5 Hazardous chemicals: Substance restrictions for lamps and control gears	15
5. Registration requirements.....	15
5.1 General.....	15
5.2 Type of documents needed for registration under the scope of this standard	16
ANNEX A – Regulated products in the scope of this standard	18
A.1 - Lamps and control gears	18
A.2 - Luminaires	18
ANNEX B – Exemptions	19
B.1 – Products exempted, except from hazardous substances requirements	19
B.1.1 - Lamps exempted for special end-use purpose	19
B.1.2 - lighting products exempted as used for non-primary lighting purpose/applications	19
B.1.3 – Products exempted for technical reasons	20
B.2 - lighting products accepted with limited labelling requirements	20
B.3 - Products exempted from provision of section 4.5 of this Standard.....	20
ANNEX C – Energy efficiency requirements for non-directional lamps	21
C.1 - Calculation of energy efficiency index for non-directional lamps.....	21
C.2 - Maximum allowable Energy Efficiency index for non-directional lamps	22
C.3 - Energy efficiency classes for non-directional lamps.....	23
C.4 - Annual energy consumption	23
ANNEX D – Functionality and endurance requirements for non-directional lamps and luminaires	24
D.1 - Functionality and endurance requirements for non-directional fluorescent lamps.....	24
D.2 - Functionality and endurance requirements for metal halide lamps and High-pressure sodium.....	26
D.3 - Functionality and endurance requirements for non-directional LED lamps and luminaires	27

ANNEX E – Energy efficiency requirements for directional lamps.....	28
E.1 - Calculation of the energy efficiency index for directional lamps	28
E.2 - Maximum allowable EEI for directional lamps	29
E.3 - Energy efficiency classes	29
E.4 - Annual energy consumption	29
ANNEX F – Functionality requirements for directional lamps and integrated luminaires.....	30
ANNEX G – Marking requirements for non-directional and directional lamps	31
G.1 - Information to be displayed on the lamp itself	31
G.2 - Information to be visibly displayed to end-users, prior to their purchase, on the packaging and on free access websites	31
ANNEX H – Requirement on ballast for fluorescent lamps without integrated ballast and ballast/driver for high intensity discharge, halogen and LED lamps	33
H.1 - Ballast energy performance requirements.....	33
H1.1 - Ballast for all types of lamps	33
H1.2 - Additional requirement for control gear for halogen and LED lamps	33
H1.3 - Additional requirement for ballasts for high intensity discharge lamps	33
H1.4 - Additional requirement for ballasts for fluorescent lamps	33
H.2 - Product information requirements on ballasts	38
ANNEX I – Energy label for lamps and integrated luminaires	39
I.1 - Determining the energy efficiency class.....	39
I.2 - Design and placement of the label.....	39
I.3 - Information and values contained on the label.....	39
ANNEX J – Hazardous chemicals: Substance restrictions for lamps & control gears	43
ANNEX K – Tests methods for lamps and control gears	45
ANNEX L – Measurement of the mercury content for fluorescent lamps	50
L.1 – Default method for measurement.....	50
L.2 - Alternative method for measurement of the mercury content	50
ANNEX M – Energy efficiency for (integrated) luminaires	51
M.1 - Types of luminaires	51
M.2 - Minimum Efficacy for luminaires	51
M.3 - Energy Efficiency Index for luminaires (EEI).....	52
M.4 - Classification of Energy Efficiency Index for (integrated) luminaires (EEI)	52
ANNEX N – Criteria for market surveillance	54
ANNEX O – Registration form	56

Table of tables

Table 1: List of products covered.....	6
Table 2: Type of documents required	16
Table 3: Correction factors for calculation of P_{cor}	21
Table 4: Correction of the rated Luminous flux values for fluorescent lamps with high color temperature and/or high color rendering and/or second lamp envelope	22
Table 5: Maximum Energy Efficiency Index (EEI).....	22
Table 6: Energy efficiency classes for non-directional lamps	23
Table 7: Lamp lumen maintenance: factors for single and double-capped fluorescent lamps	24
Table 8: Lamp lumen maintenance - Deduction percentages for fluorescent lamp lumen maintenance requirements	25
Table 9: Lamp survival factors for single and double-capped fluorescent lamps.....	25
Table 10: Functionality and endurance requirements for non-directional compact fluorescent lamps operated on external control gear (CFLni).....	26
Table 11: Functionality and endurance requirements for High-pressure sodium lamps.....	26
Table 12: Functionality and endurance requirements for metal halide lamps.....	27
Table 13: Functionality and endurance requirements for non-directional LED lamps and luminaires	27
Table 14: Power correction if the model requires external control gear.....	28
Table 15: Definition of useful luminous flux	28
Table 16: Maximum energy efficiency index (EEI).....	29
Table 17: Energy efficiency classes for directional lamps	29
Table 18: Functionality and endurance requirements for directional LED lamps and integrated luminaires.....	30
Table 19: Minimum efficiency for ballasts for high intensity discharge lamps.....	33
Table 20: Energy efficiency index requirements for non-dimmable ballasts for fluorescent lamps. 34	
Table 21: Energy efficiency index requirements for non-dimmable ballasts for fluorescent lamps not included in Table 20.....	38
Table 22: Energy efficiency index requirements for dimmable ballasts for fluorescent lamps.....	38
Table 23: Energy efficiency class representation	39
Table 24: Maximum content limits of hazardous substances	43
Table 25: Lamps exempted from limits listed in Table 24.....	43
Table 26: Maximum mercury content.....	44
Table 27: Standards applicable to all lamps covered by part 2	45
Table 28: Standards applicable to fluorescent lamps	46
Table 29: Standards applicable to high-pressure mercury vapour lamps.....	47
Table 30: Standards applicable to high-pressure vapour lamps.....	47
Table 31: Standards applicable to metal halide lamps	48
Table 32: Standards applicable to ballasts	48
Table 33: Standards applicable to Luminaires and LED lamps not listed in SASO 2870	49
Table 34: Use types for luminaires (informative)	51
Table 35: Minimum energy efficacy for (MEPS) Luminaires.....	51
Table 36: Correction factors applicable to Power of the Luminaires.....	52
Table 37: Energy efficiency classes for luminaires	53
Table 38: Criteria applying for market surveillance.....	54

1. Scope

This Standard covers products listed in Annex A and B. The types of products summarized in the table below are now covered:

Table 1: List of products covered

Regulatory parameters	CFLni	LFL and other Fluorescent	LED ⁽¹⁾	High Intensity Discharge (HID)	Control gear	Luminaires
Energy Efficiency	✓	✓*	✓	✓	✓	✓
Functionality	✓	✓*	✓	✓**	X	✓**
Marking information	✓	✓*	✓	✓	✓	✓
Energy efficiency labelling	✓	✓	✓	✓	X	✓
Hazardous substances	✓	✓	✓	✓	X	X

⁽¹⁾ LED lamps not covered by SASO 2870

* Applicable to non-directional lamps only

** Information is required based on self-declaration

✓ Included in this Standard

X Excluded from this Standard

Incandescent, halogen and compact fluorescent lamps above 12,000 Lumens not covered in SASO 2870 are included in this standard.

Annex B lists the conditions for exclusion/exemption from this standard.

For luminaires, scope of this Standard is limited to integrated luminaires.

All products within this standard including the exempted/excluded ones shall be registered according to Clause 5.

2. Reference Standards

The following list of reference standards applies:

2.1 Safety and Electromagnetic Compatibility standards

- IEC 60061-1 Specification for lamp caps and holders together with gauges for the control of interchangeability and safety – lamp caps
- IEC 61000-3-2 Electromagnetic compatibility (EMC) – Part 3-2 Limits – Limits for harmonic current emissions (equipment current $\leq 16\text{A}$ per phase)
- IEC 61195 Double-capped fluorescent lamps - Safety specifications
- IEC 61199 Single-capped fluorescent lamps - Safety specifications
- IEC 61347-1 Lamp control gear – Part 1: General and safety requirements
- IEC 61347-2
- IEC 62035 Discharge lamps (excluding fluorescent lamps) - Safety specifications
- IEC 62776 Double-capped LED lamps designed to retrofit linear fluorescent lamps - Safety specifications

2.2 Functional and energy performance standards

- SASO 2870 Part I - Energy efficiency, functionality and labelling requirement for lighting products
- IEC 60081 Double-capped fluorescent lamps - Performance specifications
- IEC 60662 High-pressure sodium vapour lamps - Performance specifications
- IEC 60901 Single capped fluorescent lamps – Performance standard
- IEC 60921 Ballasts for tubular fluorescent lamps – Performance requirements
- IEC 61231 International Lamp Coding System (ILCOS)
- IEC 61167 Metal halide lamps - Performance specifications
- IEC 62321-4 Determination of certain substances in electrotechnical products – Part 4: Mercury in polymers, metals and electronics
- IEC 60442-1 Part 1 – Control gear for fluorescent lamps – Method of measurement to determine the total input power of control gear circuits and the efficiency of the control gear
- IEC 62554 Sample preparation for measurement of mercury level in fluorescent lamps
- IEC 62717 LED modules for general lighting – Performance requirements
- IEC 62722-1 Luminaire performance – General requirements
- IEC 62722-2-1 Luminaire performance – Particular requirements for LED luminaires
- IEC 60188 High-pressure mercury vapour lamps - Performance specifications
- EN 50294 Measurement method of total input power of ballast-lamp circuits
- IES LM-9 Electric and photometric measurements of fluorescent lamps
- IES LM-10 Approved Method for Photometric Testing of Outdoor Fluorescent Luminaires
- IES LM-41 Hardware Monitor with Thermal Diode Inputs and Bus
- IES LM-66 Electrical and photometric measurements of Single-ended compact fluorescent lamps
- IES LM-79 Electrical and photometric measurements of Solid State lighting products
- IES LM-80 Measurement lumen maintenance of LED Light sources
- IES LM-82 Method for characterisation of LED light Engines and Integrated LED lamps for Electrical properties as a function of the temperature
- IES TM21 Projecting long term lumen maintenance of LED sources
- IES TM28 Projecting long term luminous flux maintenance of LED sources and luminaires
- ANSI C78.377 Electric Lamps — Specifications for the Chromaticity of Solid-state Lighting Products

Notes:

- Methods and reports edited by the CIE (International Commission for Illumination) are not listed, but referenced within the IEC (International Electrotechnical Committee) standards listed above and in Annex K.
- IES standards can be used as equivalent to the IEC standards covering the same scope.

3. Terms and definitions

For the purpose of this document, the following terms and definitions shall apply.

3.1 General

End-user: Average person buying or expected to buy a lamp or a luminaire for purposes that are outside his trade, business, craft or profession.

General Lighting: The full or partial illumination of an area, by replacing or complementing natural light with artificial light in order to enhance visibility in that area.

Homogeneous materials: Means one material of uniform composition throughout, or a material consisting of a combination of materials that cannot be disjointed or separated into different materials by mechanical actions such as unscrewing, cutting, crushing, grinding and abrasive processes.

Manufacturer: Means the natural or legal person who manufactures products covered by this Standard and is responsible for their conformity with this Standard in view of their being placed on the market and/or put into service under the manufacturer's own name or trademark or for the manufacturer's own use. In the absence of a manufacturer as defined in the first sentence of this point or of an importer, any natural or legal person who places on the market and/or puts into service products covered by this Standard shall be considered a manufacturer.

Point of sale: Physical location where the product is displayed or offered for sale to the end-user.

Product: An equipment, system or part of a system, which is included in the list of regulated products under this Standard.

Registration system: SASO Saudi Label & Standard web application used by manufacturers and importers to register products in the Saudi market.

Shall: Where "shall" or "shall not" is used for a provision, that provision is mandatory if compliance with the standard is claimed

Should: "Should" is used to indicate provisions which are desirable as good practice, but which are not mandatory

Standard: Refers directly to this Standard - "ENERGY EFFICIENCY, FUNCTIONALITY AND LABELLING REQUIREMENTS FOR LIGHTING PRODUCTS PART 2".

3.2 Technical

Ballast: Means lamp control gear inserted between the supply and one or more discharge lamps which by means of inductance, capacitance or a combination of inductance and capacitance, serves mainly to limit the current of the lamp(s) to the required value.

Beam angle: Means the angle between two imaginary lines in a plane through the optical beam axis, such that these lines pass through the center of the front face of the lamp and through points

at which the luminous intensity is 50% of the center beam intensity, where the center beam intensity is the value of luminous intensity measured on the optical beam axis.

Category of luminaire: Luminaires which fall into the same criteria for energy efficiency and functional requirements.

Chromaticity: Means the property of a color stimulus defined by its chromaticity coordinates, or by its dominant or complementary wavelength and purity taken together.

Clear lamp: Lamp (excluding compact fluorescent lamps) with a luminance above 25,000 cd/m² for lamps having a luminous flux below 2,000 lm and above 100,000 cd/m² for lamps having more luminous flux, equipped with only transparent envelopes in which the light producing filament, LED or discharge tube is clearly visible.

Color consistency: Means the maximum deviation of chromaticity coordinates (x and y) of a single lamp from a chromaticity center point (cx and cy), expressed as the size (in steps) of the MacAdam ellipse formed around the chromaticity center point (cx and cy). MacAdam ellipses refer to the regions (in the form of an ellipse) on a chromaticity diagram which contain all colors that are indistinguishable to the average human eye from the color at the center of the ellipse.

Color rendering (CRI / Ra): Means the effect of an illuminant on the color appearance of objects by conscious or subconscious comparison with their color appearance under a reference illuminant.

Compact fluorescent lamp (CFL): means a unit which cannot be dismantled without being permanently damaged, provided with a lamp cap and incorporating a fluorescent lamp and any additional components necessary for starting and stable operation of the lamp

Compact fluorescent lamp without integrated ballast (CFLni): Means a single capped fluorescent lamp that does not include all components necessary for starting and stable operation of the lamp (operated on external ballast).

Components and sub-assemblies: Means parts intended to be incorporated into products which are not placed on the market and/or put into service as individual parts for end- users or the environmental performance of which cannot be assessed independently.

Control device: Means an electronic or mechanical device controlling or monitoring the luminous flux of the lamp by other means than power conversion for the lamp, such as timer switches, occupancy sensors and daylight standard devices. In addition, phase cut dimmers shall also be considered as control devices.

Control gear: Means a device located between the electrical supply and one or more lamps, which provides a functionality related to the operation of the lamp(s), such as transforming the supply voltage, limiting the current of the lamp(s) to the required value, providing starting voltage and preheating current, preventing cold starting, correcting the displacement factor or reducing radio interference. The device may be designed to connect to other lamp control gear to perform these functions. The term does not include control devices or power supplies.

Correction factor: Any mathematical adjustment made to a calculation to account for deviations in either the sample or the method of measurement. Specifically for this Standard, the correction is needed to be able to apply one formula for different lamp types.

Correlated color temperature (CCT / Tc [K]): a specification of the color appearance of the light emitted by a lamp, relating its color to the color of light from a reference source when heated to a particular temperature, measured in degrees Kelvin (K). More specifically, it is the absolute temperature of a blackbody whose chromaticity most nearly resembles that of the light source. A black body is an idealized physical body that absorbs all incident electromagnetic radiation, regardless of frequency or angle of incidence.

Directional (direct) Lamp or Luminaire: a lamp or a luminaire having at least 80% light output within a solid angle of πSr corresponding to a cone with an angle of 120° .

Displacement factor (Df): expressed by $\cos \varphi_1$, where φ_1 is the phase angle between the fundamental of the main supply voltage and the fundamental of the main current (to be checked).

Discharge lamp: means a lamp in which the light is produced, directly or indirectly, by an electric discharge through a gas, a metal vapor or a mixture of several gases and vapors.

Downlight luminaire: category of LED luminaire that direct the light downward and can be recessed, surface mounted or suspended.

Note: See definition of directional lamp for correspondence, but do not include linear fluorescent troffers or linear luminaire forms such as linear fluorescent pendants, typically used to illuminate office spaces.

Efficiency Base based (EBb_{FL}): means the relationship between the rated lamp power (P_{lamp}) and the ballast efficiency. For ballasts for single and double-capped fluorescent lamps, the EBb_{FL} is calculated as follows:

- When $P_{lamp} \leq 5 \text{ W}$: $EBb_{FL} = 0.71$
- When $5 \text{ W} < P_{lamp} < 100 \text{ W}$: $EBb_{FL} = \frac{P_{lamp}}{\left(1 + \frac{38}{36}P_{lamp} + 2\sqrt{\frac{P_{lamp}}{36}}\right)}$
- When $P_{lamp} \geq 100 \text{ W}$: $EBb_{FL} = 0.91$

External lamp control gear: means non-integrated lamp control gear designed to be installed outside the enclosure of a lamp or luminaire, or to be removed from the enclosure without permanently damaging the lamp or the luminaire

Family of product (or Model Group): group of light sources or luminaires that have the same characteristics, distinguished by common features of materials, components and/or method of processing.

Fluorescent lamp: means a discharge lamp of the low pressure mercury type in which most of the light is emitted by one or several layers of phosphors excited by the ultraviolet radiation from the discharge. Fluorescent lamps are supplied either with or without integrated ballasts

Fluorescent lamps without integrated ballast: means single and double capped fluorescent lamps without integrated ballast

High intensity discharge lamp (HID): means an electric discharge lamp in which the light producing arc is stabilized by wall temperature and the arc has a bulb wall loading in excess of 3 watts per square centimeter

Initial luminous flux: means the luminous flux of a lamp after a short operating period according to applicable standard

Integrated luminaire: means a complete unit consisting of non-replaceable light emitting elements and a matched driver together with part to distribute light, to position and protect the light emitting elements and to connect directly the unit to a branch circuit. Integrated luminaire might be provided with or without control gear.

Lamp: means a unit whose performance can be assessed independently and which consists of one or more light sources. It may include additional components necessary for starting, power supply or stable operation of the unit or for distributing, filtering or transforming the optical radiation, in cases where those components cannot be removed without permanently damaging the unit

Lamp cap: means that part of a lamp which provides connection to the electrical supply by means of a lamp holder or lamp connector and may also serve to retain the lamp in the lamp holder

Lamp holder or 'socket': means a device which holds the lamp in position, usually by having the cap inserted in it, in which case it also provides the means of connecting the lamp to the electric supply

Lamp lifetime: For LED lamps, lamp lifetime means the operating time between the start of their use and the moment when only 50% of the total number of lamps survive or when the average lumen maintenance of the batch falls below 70%, whichever occurs first. For all other lamps, lamp lifetime means the period of operating time after which the fraction of the total number of lamps which continues to operate corresponds to the lamp survival factor of the lamp under defined conditions and switching frequency

Lamp lumen maintenance factor (LLMF): means the ratio of the luminous flux emitted by the lamp at a given time in its life to the initial luminous flux

Lamp mercury content: means the mercury contained in the lamp (weight usually specified in mg)

Lamp start time: means the time needed, after the supply voltage is switched on, for the lamp to start fully and remain alight

Lamp survival factor (LSF): means the defined fraction of the total number of lamps that continue to operate at a given time under defined conditions and switching frequency

Lamp warm-up time: means the time needed after start-up for the lamp to emit a defined proportion of its stabilized luminous flux

LED Light-emitting diode: means a light source which consists of a solid state device embodying a P-N junction. The junction emits optical radiation when excited by an electric current

LED lamp: means a lamp incorporating one or more LED modules. The lamp may be equipped with a cap.

LED module: means an assembly having no cap and incorporating one or more LED packages on a printed circuit board. The assembly may have electrical, optical, mechanical and thermal components, interfaces and control gear.

LED package: means an assembly having one or more LED(s). The assembly may include an optical element and thermal, mechanical and electrical interfaces.

Lighting: means the application of light to a scene, objects or their surroundings so that they may be seen by humans.

Light source: means a surface or object designed to emit mainly visible optical radiation produced by a transformation of energy. The term 'visible' refers to a wavelength of 380-780 nm.

Luminaire: means an apparatus which distributes, filters or transforms the light transmitted from one or more lamps and which includes all the parts necessary for supporting, fixing and protecting the lamps and, where necessary, circuit auxiliaries together with the means for connecting them to the electric supply.

Accent luminaire (lighting) a directional luminaire employed to emphasize a particular object of surface feature, or draw attention to a part of the field of view. This includes line-voltage directional track lighting.

Color Tunable Lamp/Luminaire: For the purpose of this specification, a color tunable luminaire has functionality that allows the end user to alter the color appearance of the light generated by the luminaire. This tuning must include white light that is capable of meeting the specification's color requirements, and can alter the color appearance along the black body curve, or may also extend to colors beyond the defined correlated color temperature ranges

(e.g. 2,700K and 5,000K) outside of the seven step MacAdam ellipse or the ANSI quadrangles.

Cove Mount (Luminaire): Lighting comprising light sources shielded by a ledge or horizontal recess, and distributing light over the ceiling and upper wall. For purposes of this specification, cove mount luminaires feature luminaire optics over the lamps, LED packages, arrays or modules, LED light engines or integrated LED lamps.

Decorative Luminaire: luminaire employing non-white light sources

Note 1: decorative luminaires are not intended to accent an object or an area with a space.

Note 2: decorative luminaires typically employ blown glass, or colorful glass elements

Decorative Pendant (Luminaire): Suspended luminaires that are not intended to accent an object or an area within a space

Downlight Luminaire: category of LED directional luminaire that direct the light downward and can be recessed, surface mounted or suspended.

Note: See definition of directional lamp for correspondence, but do not include linear fluorescent troffers or linear luminaire forms such as linear fluorescent pendants, typically used to illuminate office spaces.

Enclosed fixture or enclosed luminaire: contains enclosed lamp compartment(s) where ventilation openings are less than 3 square inches per lamp in the lamp compartment or where the cross-sectional area of the opening of the lamp compartment is less than the than the maximum cross sectional area of the lamp compartment

Flood luminaire (or lamp): luminaire (or lamp) designed to project or diffuse a comparatively uniform level of illumination over a large space area

Floor Lamp (Luminaire): a portable luminaire on a high stand suitable for standing on the floor with those same objects when illuminated by a reference source of comparable color temperature

Non replaceable light source: light source which is a non-replaceable part of the luminaire either because it cannot be replaced without breaking or destroying the luminaire or because it is enclosed under a cover fixed by screw or similar fixing means designed to be used only once and which is not possible to be opened.

Outdoor Post-Mounted Luminaire: outdoor luminaire supported by a post inserted into the ground and mounted between 4 feet and 10.5 feet above grade.

Outdoor Security Luminaire: Wall mounted luminaires intended to light areas immediately adjacent to a building's perimeter

Portable Desk Task Light (Luminaire): light fixture resting on a desk that directs light to a specific surface or area to provide illumination for visual tasks such as reading and writing, and employs a plug for its electrical connection.

Portable Floor Task Light (Luminaire): light fixture resting on the floor that directs light to a specific surface or area to provide illumination for visual tasks such as reading and writing and provided with plug connection.

Portable Luminaire: lighting unit that is not permanently fixed in place.

Residential Luminaire: luminaire marketed and intended to be used in a residential environment notwithstanding use in commercial, business and industrial environments.

Spot Color Shifting Dimming Luminaire: A luminaire with dimming capability designed to simulate the behavior of incandescent lamps where the chromaticity gradually shifts to a lower value as the product is dimmed. This function is not considered color tunable for the purposes of this specification, unless it can also be tuned to different colors at full output

Torchiere luminaire: an indirect floor luminaire that send all or nearly all of its light upward

Under-cabinet luminaire: luminaire installed below an upper cabinet to direct light down to the work surface of a countertop or desk for task lighting

Wall sconce (mounted) luminaire: wall mounted luminaire not intended to accent an object or a task area within a space

Wrap lens luminaire: surface mounted luminaire with an elongated aspect ratio and a single optic covering the light source that direct less than 90% of light downward

Luminous flux (Φ): means the quantity derived from radiant flux (radiant power) by evaluating the radiation in accordance with the spectral sensitivity of the human eye. Without further specification it refers to the initial luminous flux. Radiant flux is the measure of the total power of electromagnetic radiation (including infrared, ultraviolet, and visible light).

Luminous intensity (candela or cd): means the quotient of the luminous flux leaving the source and propagated in the element of solid angle containing the given direction, by the element of solid angle.

Materials: means all materials used during the life cycle of a product.

Nominal value: means the value of a quantity used to designate and identify a product.

Non clear lamp: is a lamp that does not comply with the specifications of the definition of "Clear lamp", including compact fluorescent lamps

Non-directional (indirect) lamp or luminaire: means a lamp or a luminaire that is not a directional lamp or luminaire.

Power factor: means the ratio of the absolute value of the real power (also known as active power) to the apparent power under periodic conditions.

Premature failure: means when a lamp reaches the end of its life after a period in operation which is less than the rated life time stated in the technical documentation.

Rated value: means the value of a quantity used for specification purposes, established for a specified set of operating conditions of a product. Unless stated otherwise, all requirements are set in rated values.

Retrofit lamp: means a lamp which can replace another lamp with similar performances and different technology using the same cap

Second lamp envelope: second outer lamp envelope which is not required for the production of light, such as an external sleeve for preventing mercury and glass release into the environment in case of lamp breakage, for protecting from ultraviolet radiation or for serving as a light diffuser.

Self-ballasted lamp: a unit which cannot be dismantled without being permanently damaged, provided with a lamp cap and incorporating a light source and any additional elements necessary for starting and stable operation of the light source i.e. CFL with integrated ballast (CFLi) or LED retrofit lamp with integrated control gear.

Special purpose lamps: are lamps designed essentially for other types of applications (such as traffic signals, terrarium lighting, or household appliances) and clearly indicated as such on accompanying product information shall not be subject to the requirements outlined in this Standard.

Switching cycle: means the sequence of switching the lamp on and off at set intervals.

Useful luminous flux (Φ_{use}): means the part of the luminous flux of a lamp falling within the beam angle used for calculating the lamp's energy efficiency.

Ultra Violet (UV): means a light source with emission in the non-visible spectrum and characterized with a wave length between 10 and 400 nm. Wave lengths between 315 and 400 nm are defined as Ultra Violet A (UVA) and wave lengths between 280 and 315 nm are defined as Ultra Violet B (UVB).

Warm-start: feature that is performed to reset a previously running system after an unintentional shutdown or limited interruption of the lighting emission.

White light source: means a light source having chromaticity coordinates that satisfy the following requirement:

- $0.270 < x < 0.530$
- $-2.3172 x^2 + 2.3653 x - 0.2199 < y < -2.3172 x^2 + 2.3653 x - 0.1595$

4. Requirements for non-directional/directional lamps, control gears and luminaires

4.1 Energy efficiency requirements

Lamps listed in Annex A of this Standard shall comply with the energy efficiency requirements specified in Annex C for non-directional lamps and Annex E for directional lamps.

For Incandescent, Halogen, and CFLi with luminous flux above or equal to 12,000 lumens the tests and criteria described in SASO 2870 apply.

For LED lamps, tests and criteria described in SASO 2870 apply.

Energy efficiency classes and the methods of calculating the EEI for lamps are also detailed in Annex C for non-directional lamps and Annex E for directional lamps.

Ballasts and control gears shall comply with the Energy Efficiency Requirements specified in Annex H.

Luminaires in the scope of this standard (integrated luminaires) shall comply with energy efficiency requirements expressed in Annex M of this standard.

4.2 Functionality requirements

Lamps listed in Annex A of this Standard shall comply with the functionality requirements specified in Annex D (non-directional lamps) and Annex F (directional lamps).

For Incandescent, Halogen, and CFLi with luminous flux above or equal to 12,000 lumens the tests and criteria described in SASO 2870 apply.

For LED lamps, tests and criteria described in SASO 2870 apply.

Integrated luminaires listed in Annex A shall comply with requirements specified in Annex D, F and M, when applicable.

4.3 Marking requirements

Instruction manuals supplied with products and available on website shall be:

- Cautionary and/or any safety warnings for the direct user or consumer shall be in the Arabic and English language. The use of international accepted pictograms is permitted instead of verbally expressed language.
- And available on a Website (English only is permitted).

Lamps, ballasts and luminaires listed in Annex A of this Standard shall comply with the marking requirements specified in Annex G (directional lamps, non-directional lamps and luminaires) and Annex H.2 (ballasts / control gears).

“Special purpose” products (Annex B.1) do not need to comply with the marking requirements specified in Annex G. Instead, the following information shall be clearly and prominently indicated on their packaging and in all forms of product information accompanying the lamp when it is placed on the market:

- Their intended purpose
- That they are not suitable for household/commercial illumination

Products listed in Annex B.1.2 shall fulfill the documentation and information requirements specified for them in the same Annex.

4.4 Energy efficiency label

Lamps and integrated luminaires in the scope of this standard shall have a label printed directly on the individual packaging of the product.

Products listed in Annex B.1 and ballasts/control gears are excluded from the energy labelling requirements.

Products listed in Annex B.2 shall have a label printed or put as a sticker directly on the individual packaging of the product.

4.5 Hazardous chemicals: Substance restrictions for lamps and control gears

Products specified in Annex A and Annex B.1 and B.2 shall comply with the maximum hazardous substances limits according to Annex J.

5. Registration requirements

5.1 General

Product registration is mandatory, whereby information about registration requirements will be available in the information center of the Saudi Standards, Metrology, and Quality Organization (SASO), and reference shall be made to the separate SASO registration forms and requirements.

The product's information shall be submitted through the registration system electronically via SASO website. The applicant should fulfill all updated requirements of the electronic registration system and any new requirements, procedures, and regulations required by SASO. A draft of the registration form is provided in Annex O (the final version is the one present on the SASO website).

Labels will be automatically published by SASO website after the final registration of a product.

5.2 Type of documents needed for registration under the scope of this standard

To confirm the claims of the applicant, the following types of documents are required (see Table 2). Test report or evidence of the claimed properties can be established for a family of products, the definition of which is under the responsibility of the manufacturer.

The definition of the family of product (lamp or luminaire) shall include the minimum performances that apply to all products included in the family (but not limited to):

- Efficacy (lumen/watt),
- Lumen maintenance,
- Lifetime,
- Color rendering Index (Ra),
- Luminous flux (lumen),
- Same country of origin

All products within a family of products are declared with the same Energy Efficiency class (based on rated values).

Products within a family shall not exceed:

- by more than 10% the minimum declared values for Lifetime
- by more than 25% the minimum declared value for Luminous flux (lumen).

Evidences attached to the registration shall comply with the above definition of the family the product belongs to.

For luminaires, the functionality and endurance requirements can be supported by a factory test report. This factory test report shall reference the testing methodology/procedure used to measure the minimum performances required.

NOTE: these documents are not exclusive from other documents required by SASO (e.g. Electro Magnetic Compatibility, safety, ...) for registration.

NOTE: If a model within the registered family of product fails, the registration of all models under the same family of product will be automatically canceled.

Table 2: Type of documents required

Type of test	Type of document
Energy Efficiency	<ul style="list-style-type: none"> • For lamps: test report for each model • For luminaires: factory test report for a representative model of the family, including a family specification overview • For control gear: test report
Functionality (Ra, color temperature, and other aspects)	<ul style="list-style-type: none"> • For lamps: test report for a representative model of the family, including a family specification overview • For luminaires: factory test report for a representative model of the family, including a family specification overview
Endurance (Lamps survival factor, lumen maintenance, switching On/off)	<ul style="list-style-type: none"> • For lamps: test report for a representative model of the family, including a family specification overview

	<ul style="list-style-type: none">• For luminaires: factory report for a representative model of the family, including a family specification overview
Environment (Hazardous substances)	Test report or self-declaration for a representative model of the family, including a family specification overview

www.Lisungroup.cc

ANNEX A – Regulated products in the scope of this standard

A.1 - Lamps and control gears

This Standard establishes requirements for the placing on the market of the below listed lamp types, and of control gears (ballasts) able to operate such lamps, even when they are integrated into other energy-using products

This Standard is applicable to lamps and luminaires with a luminous flux above 60 lumens.

- Incandescent lamps with a luminous flux above or equal 12,000 lumens
- Halogen lamps with a luminous flux above or equal 12,000 lumens
- Compact fluorescent lamps with integrated ballast (CLFi) with a luminous flux above or equal 12,000 Lumens
- Compact fluorescent lamps without integrated ballast (CFLni)
- Fluorescent Lamps (all types)
- High Intensity Discharge Lamps, such as:
 - Mercury Vapour Lamps
 - High/ Low Pressure Sodium Lamps
 - Quartz Metal Halide Lamps
 - Ceramic Metal Halide Lamps
- LED Lamps (including 'retrofit LED lamps' with a luminous flux above or equal 12,000 Lumens)

A.2 - Luminaires

This standard establishes requirement for the placing on the market of the below list of with integrated luminaires (provided with non-replaceable lamps) which are designated under the following categories:

- directional integrated luminaires
- non-directional integrated luminaires

ANNEX B – Exemptions

The following list the exclusions and exemptions of this standard for products within the scope of this standards except for LED lamps which exemptions are covered by SASO 2870.

B.1 – Products exempted, except from hazardous substances requirements

The following products shall be exempt from the provisions of Section 4.1 to 4.4 of this standard, provided that in all forms of product information it is stated that they are not intended for general lighting use within the meaning of this Regulation, or that they are intended for use in applications listed below:

B.1.1 - Lamps exempted for special end-use purpose

- Traffic/signal lamps, such as:
 - Signal lamps
 - Aviation/Aircraft lighting for runways and planes, all exterior applications
 - Train lighting, including signal lighting
 - Water craft lighting, including signal lighting
 - Automotive lighting/lamps
- Heating lamps (infrared), such as:
 - Infrared heat lamps – comfort heating (outdoor and indoor)
 - Infrared heat lamps – industrial
 - Infrared heat lamps – animal rearing
 - Infrared heat lamps – health care
- Luminaires not connected to the mains, such as:
 - Luminaires powered with solar cells (for outdoor illumination, ...)

B.1.2 - lighting products exempted as used for non-primary lighting purpose/applications

- Products intended for use in applications other than general lighting and products incorporated into products which do not provide a general lighting function, e.g.:
 - Emission of light as an agent in chemical or biological processes (such as polymerization, photodynamic therapy, horticulture, pet care, anti-insect products)
 - Image capture and image projection (such as camera flashlights, photocopiers, video projectors)
 - Lamps for swimming pools
 - Pet care (aquarium, terrarium, etc.)
 - Anti-insect lamps
 - Disinfection
 - Tanning
 - Display optic lamps (> 12,000 lumens), such as:
 - Stage and studio lamps
 - Theatre lamps
 - Television (TV) lamps
 - Studio lamps
 - Photo lamps – Flashlights or lamps for the development of pictures
 - Projection lamps
 - Traffic/signal lamps
- Lamps intended for use in potentially explosive atmospheres;
- Emergency lighting luminaires and emergency sign luminaires;
- Control gears (ballasts) intended for use in luminaires defined in paragraph (c) and designed to operate lamps in emergency conditions;

- Luminaires intended for use in potentially explosive atmospheres and medical devices;
- Integrated luminaires for decorative purpose;
- Lamps marketed for operation with batteries only
- Lamps marketed as part of a product whose primary purpose is not lighting. However, if they are offered for sale, hire or hire purchase or displayed separately, for example as spare parts, they shall be included within the scope of this Standard

The intended purpose shall be stated for each product in the product information, and the technical documentation file drawn up for the purposes of conformity assessment shall list the technical parameters that make the product design specific for the stated intended purpose.

These aforementioned lamps are not excluded from this Standard when they are marketed for general lighting purposes.

B.1.3 - Products exempted for technical reasons

The following lamps shall be exempted from the provisions of Sections 4.1 to 4.4 of this standard, provided that the technical documentation file drawn up for the purposes of conformity assessment states which of the technical parameters listed hereunder provide(s) a basis for their exemption:

- blended high intensity discharge lamps having:
 - 6 % or more of total radiation of the range 250-780 nm in the range of 250-400 nm; and
 - 11 % or more of total radiation of the range 250-780 nm in the range of 630-780 nm; and
 - 5 % or more of total radiation of the range 250-780 nm in the range of 640-700 nm;
- blended high intensity discharge lamps having:
 - the peak of the radiation for Ultra Violet A (UVA) and Ultraviolet B (UVB);
- double capped fluorescent lamps having:
 - a diameter of 7 mm (T2) and less;
 - a diameter of 16 mm (T5) and lamp power $P \leq 13 \text{ W}$ or $P > 80 \text{ W}$;
 - a diameter of 38 mm (T12), lamp cap G-13 Medium BiPin base, $\pm 5 \text{ m}$ (+magenta, - green) color compensating filter value limit (cc). CIE coordinates $x=0.330 \ y=0.335$ and $x=0.415 \ y=0.377$;
 - a diameter of 38 mm (T12) and equipped with an external ignition strip.
- single capped fluorescent lamps having a diameter of 16 mm (T5) 2G11 4 pin base, $T_c = 3,200 \text{ K}$ with chromaticity coordinates $x=0.415 \ y=0.377$ and $CCT/T_c = 5,500 \text{ K}$ with chromaticity coordinates $x=0.330 \ y=0.335$
- high intensity discharge lamps with $CCT/T_c > 7,000 \text{ K}$
- high intensity discharge lamps having a specific effective UV output $> 2 \text{ mW/klm}$
- high intensity discharge lamps not having lamp cap E27, E40, PGZ12
- light sources that do not comply with the definition of white light sources

B.2 - lighting products accepted with limited labelling requirements

Lighting products intended to be used in projects (and not to be displayed or sold through point-of-sale) shall have a special label (generated by SASO registration system after obtaining SASO's approval) printed or put as a sticker directly on the individual packaging of the product. All lighting products registered with the special label shall not be displayed and/or sold through point of sale.

B.3 - Products exempted from provision of section 4.5 of this Standard

The following products are exempted from requirements on hazardous substances (Clause 4.5)

- Luminaires
- Control gears

Content of the hazardous substances shall be given as information during the registration process.

ANNEX C – Energy efficiency requirements for non-directional lamps

C.1 - Calculation of energy efficiency index for non-directional lamps

For the calculation of the energy efficiency index (EEI) of a model, its corrected (electric) power P_{cor} for any control gear losses is compared with its reference power P_{ref} (based on the luminous flux emitted).

The EEI is calculated as follows and rounded to two decimal places:

$$EEI = \frac{P_{cor}}{P_{ref}}$$

P_{cor} is defined as:

For models *without* external control gear, P_{cor} is the rated power (P_{rated}).

For models *with* external control gear P_{cor} is the rated power (P_{rated}) corrected in accordance with the corrections factors listed below:

The rated power P_{rated} of the lamps/luminaires is measured at their nominal input voltage.

Table 3: Correction factors for calculation of P_{cor}

Lamp parameter	Corrected Power P_{cor}
Discharge lamp with cap GX53	$P_{rated} \times 0.75$
Non clear lamps with color rendering index (Ra) ≥ 90 and $P_{ref} \leq (0.5 \times (0.88\sqrt{\Phi_{use}} + 0.049\Phi_{use}))$	$P_{rated} \times 0.85$
Discharge lamp with color rendering index ≥ 90 and Color Temperature ≥ 5000 K	$P_{rated} \times 0.76$
Non clear lamps with second envelope and $P_{ref} \leq (0.5 \times (0.88\sqrt{\Phi_{use}} + 0.049\Phi_{use}))$	$P_{rated} \times 0.95$
LED lamps requiring external power supply	$P_{rated} \times 1.10$
Clear lamps with second envelope	$P_{rated} \times 0.90$
Fluorescent lamps of 16mm diameter (T5 lamps) and 4 pin single capped fluorescent lamps operating on external fluorescent lamp control gear	$P_{rated} \times 1.10$
Other lamps operating on external fluorescent lamp control gear	$P_{rated} \times \frac{0.24\sqrt{\Phi_{use}} + 0.0103 \times \Phi_{use}}{0.15\sqrt{\Phi_{use}} + 0.0097 \times \Phi_{use}}$
Lamps operating on external high-intensity discharge lamp control gear	$P_{rated} \times 1.10$
Lamps operating on low-pressure vapor lamp control gear	$P_{rated} \times 1.15$
Lamps with anti-glare shield	$P_{rated} \times 0.80$

Note: the correction factors in Table 3 are cumulative when appropriate and also applicable to the products exempted or excluded (see Annex B)

The following correction factor applies to the rated luminous flux Φ_{use}

Table 4: Correction of the rated Luminous flux values for fluorescent lamps with high color temperature and/or high color rendering and/or second lamp envelope

Lamp parameter	Corrected luminous flux ($\Phi_{use;cor}$)
Color Temperature $\geq 5,000$ K	$\Phi_{use;cor} = \Phi_{use} \times 1.10$
$95 \geq$ Color Rendering Index (Ra) > 90	$\Phi_{use;cor} = \Phi_{use} \times 1.20$
Color Rendering Index (Ra) > 95	$\Phi_{use;cor} = \Phi_{use} \times 1.30$
Second lamp envelope	$\Phi_{use;cor} = \Phi_{use} \times 1.10$

Note: the correction factors in Table 4 are cumulative when appropriate and also applicable to the products exempted or excluded (see Annex B).

P_{ref} is defined as:

P_{ref} is the reference power obtained from the rated value of the useful luminous flux moderated with factor of Table 4 (when applicable) using of the model ($\Phi_{use;cor}$) by the following formulae:

For models with $\Phi_{use} < 1300$ lumen: $P_{ref} = 0.88\sqrt{\Phi_{use;cor}} + 0.049 \times \Phi_{use;cor}$

For models with $\Phi_{use} \geq 1300$ lumen: $P_{ref} = 0.07341 \times \Phi_{use;cor}$

For non-directional lamps, the useful luminous flux ($\Phi_{use;cor}$) is the total rated luminous flux (Φ_{use}).

C.2 - Maximum allowable Energy Efficiency index for non-directional lamps

The maximum allowable EEI for non-directional lamps are outlined in Table 5.

Table 5: Maximum Energy Efficiency Index (EEI)

Lamps types	Date of enforcement : 6 months after publication in the Official Gazette			
	CFLni	LFL Other fluorescent	LED	High Intensity Discharge (HID)
Maximum Values	0.24	0.24	0.24	0.50

C.3 - Energy efficiency classes for non-directional lamps

The energy efficiency rating of lamps shall be determined on the basis of their energy efficiency index (EEI) as outlined in Table 6.

Table 6: Energy efficiency classes for non-directional lamps

Energy efficiency index (EEI)	Energy efficiency class (Arabic)	Equivalent energy efficiency class (English)
$EEI \leq 0.11$	أ	A
$0.11 < EEI \leq 0.13$	ب	B
$0.13 < EEI \leq 0.18$	ج	C
$0.18 < EEI \leq 0.24$	د	D
$0.24 < EEI \leq 0.50$	هـ	E
$0.50 < EEI \leq 0.95$	و	F
$0.95 < EEI \leq 1.75$	ز	G

Note: For labelling purposes, the Arabic letters shall be used. The equivalent English version is only provided for informational purposes

C.4 - Annual energy consumption

The annual energy consumption E_y is calculated on a basis of 1,000h of operation according to the following:

$$E_y = P_{cor} \times \frac{D_{op}}{1000} \quad [\text{kWh}]$$

with

P_{cor} : Corrected power (rated) [W]
 D_{op} : Duration of operation [h]
1,000: Conversion factor [-]

ANNEX D – Functionality and endurance requirements for non-directional lamps and luminaires

D.1 - Functionality and endurance requirements for non-directional fluorescent lamps

Fluorescent lamps without integrated ballast shall have at least the lamp lumen maintenance factors in Table 7:

Table 7: Lamp lumen maintenance: factors for single and double-capped fluorescent lamps

Lamp types	Operating hours			
	2,000h	4,000h	8,000h	16,000h
Double-Capped Fluorescent lamps operating on non-high frequency ballasts	0.92	0.85	0.80	—
T8 halophosphate fluorescent Double-Capped Fluorescent lamps on high frequency ballast with warm-start	0.95	0.90	0.87	0.80
Tri-Phosphore Double-Capped Fluorescent lamps on non-high frequency ballast	0.99	0.97	0.92	0.90
T8 Tri-Phosphore Double-Capped Fluorescent lamps on high frequency ballast with warm-start	0.96	0.92	0.91	0.90
Circular Single-Capped Fluorescent lamps operating on non-high frequency ballasts, T8 U-shaped double-capped fluorescent lamps and spiral-shaped double capped fluorescent lamps of all diameters equal to or larger than 16 mm (T5)	0.80	0.74	—	—
	0.72 at 5,000 operating hours			
Circular Single-Capped Fluorescent lamps operating on high frequency ballasts	0.85	0.83	0.80	—
	0.75 at 12,000 operating hours			
Other single-capped Fluorescent lamps operating on non-high frequency ballasts	0.85	0.78	0.75	—
Other single-capped Fluorescent lamps on high frequency ballast with warm-start	0.90	0.84	0.81	0.78
T12 halophosphate double-capped fluorescent lamps operation on US non-high frequency ballasts	0.85	0.77	0.66	

The following cumulative deductions shall be applied to the values in Table 7.

Table 8: Lamp lumen maintenance - Deduction percentages for fluorescent lamp lumen maintenance requirements

Lamp parameter	Deduction from lamp lumen maintenance requirement
Lamps with $95 \geq Ra > 90$	At operating hours $\leq 8,000$ h: – 5 % At operating hours $> 8,000$ h: – 10 %
Lamps with $Ra > 95$	At operating hours $\leq 4,000$ h: – 10 % At operating hours $> 4,000$ h: – 15 %
Lamps with a color temperature $\geq 5,000$ K	–10 %

Fluorescent lamps without integrated ballast shall have at least the lamp survival factors in Table 9:

Table 9: Lamp survival factors for single and double-capped fluorescent lamps

Lamp types	Operating hours			
	2,000h	4,000h	8,000h	16,000h
Double-capped Fluorescent lamps operating on non-high frequency ballasts and T8 halophosphate fluorescent	0.99	0.97	0.90	—
Double-capped Fluorescent lamps on high frequency ballast with warm-start	0.99	0.97	0.92	0.90
Circular single-capped Fluorescent lamps operating on non-high frequency ballasts, T8 U-shaped double-capped fluorescent lamps and spiral-shaped double capped fluorescent lamps of all diameters equal to or larger than 16 mm (T5)	0.98	0.77	—	—
	0.50 at 5,000 operating hours			
Circular single-capped Fluorescent lamps operating on high frequency ballasts	0.99	0.97	0.85	—
	0.50 at 12,000 operating hours			
Other single-capped Fluorescent lamps operating on non-high frequency ballasts	0.98	0.90	0.50	—
Other single-capped Fluorescent lamps on high frequency ballast with warm start	0.99	0.98	0.88	—
T12 double-capped halophosphate Fluorescent lamps operating on US non-high frequency ballasts	0.94	0.88	0.75	

Fluorescent lamps without integrated ballast shall respect the criteria of table 10:

Table 10: Functionality and endurance requirements for non-directional compact fluorescent lamps operated on external control gear (CFLni)

Parameter	Requirements
Lamp survival factor at 6000 h	≥ 0.70
Lumen maintenance	At 2,000 h: $\geq 83\%$ At 6,000 h: $\geq 70\%$
Lamp warm-up time to 60% total rated luminous flux (Φ)	< 40 s or < 100 s for lamps containing mercury in amalgam form
Premature failure rate	$\leq 5.0\%$ at 1,000 h
Color rendering (Ra)	≥ 80 ≥ 65 if the lamp is intended for outdoor or industrial applications

D.2 - Functionality and endurance requirements for metal halide lamps and High-pressure sodium

Table 11: Functionality and endurance requirements for High-pressure sodium lamps

High pressure sodium lamp category and burning hours for measurement		Lamp lumen maintenance factor	Lamp survival factor
P \leq 75 W LLMF and LSF measured at 12,000 burning hours	Ra \leq 60	> 0.80	> 0.90
	Ra $>$ 60	> 0.75	> 0.75
	all retrofit lamps designed to operate on high pressure mercury vapour lamp ballast	> 0.75	> 0.80
P $>$ 75 W LLMF and LSF measured at 16,000 burning hours	Ra \leq 60	> 0.85	> 0.90
	Ra $>$ 60	> 0.70	> 0.65
	all retrofit lamps designed to operate on high pressure mercury vapour lamp ballast	> 0.75	> 0.55

Table 12: Functionality and endurance requirements for metal halide lamps

High pressure sodium lamp category and burning hours for measurement		Lamp lumen maintenance factor	Lamp survival factor
Phase 1	P < 1,000 W	≥ 60% at 6,000h	≥ 60% at 6,000h
	P ≥ 1,000 W	≥ 50% at 6,000h	≥ 50% at 6,000h
Phase 2 (1 st of January 2020)	All power	> 80% at 12,000h	> 80% at 12,000h

D.3 - Functionality and endurance requirements for non-directional LED lamps and luminaires

Table 13: Functionality and endurance requirements for non-directional LED lamps and luminaires

Parameter	Performance required
Lamp survival factor at 6,000 h	≥ 0.90
Lumen Maintenance at 6,000 h	≥ 0.80
Number of switching cycles before failure	≥ 15,000 if rated lamp life ≥ 30,000 h otherwise: ≥ half the rated lamp life expressed in hours
Starting time	< 0.5 s
Lamp warm-up time to 95 % Φ	< 2 s
Premature failure rate	≤ 5.0 % at 1,000 h
Color rendering (Ra)	≥ 80 ≥ 65 if the lamp is intended for outdoor or industrial applications
Color consistency	Variation of chromaticity coordinates within a six-step MacAdam ellipse or less.
Lamp displacement factor (Df) with integrated control gear and integrated luminaires	P ≤ 2 W: no requirement 2 W < P ≤ 5 W: Df ≥ 0.4 5 W < P ≤ 25 W: Df ≥ 0.7 ⁽¹⁾ P > 25 W: Df ≥ 0.9 ⁽¹⁾ During one year after date of enforcement Df ≥ 0.5 is accepted for lamps with 5 W < P ≤ 25 W

ANNEX E – Energy efficiency requirements for directional lamps

E.1 - Calculation of the energy efficiency index for directional lamps

For the calculation of the energy efficiency index (EEI) of a model, its corrected rated power for any control gear losses is compared with its reference power.

The EEI is calculated as follows and rounded to two decimal places:

$$EEI = \frac{P_{cor}}{P_{ref}}$$

P_{cor} is defined as:

For models *without* external control gear, P_{cor} is the rated power (P_{rated}).

For models *with* external control gear, P_{cor} is the rated power (P_{rated}) corrected in accordance with the correction factors listed below:

Table 14: Power correction if the model requires external control gear

Scope of the correction	Corrected power (P_{cor})
Lamp operating on external LED lamp control gear	$P_{rated} \times 1.10$
Fluorescent lamps of 16mm diameter (T5 lamps) and 4 pin single capped fluorescent lamps operating on external fluorescent lamp control gear	$P_{rated} \times 1.10$
Other lamps operating on external fluorescent lamp control gear	$P_{rated} \times \frac{0.24\sqrt{\Phi_{use}} + 0.0103 \times \Phi_{use}}{0.15\sqrt{\Phi_{use}} + 0.0097 \times \Phi_{use}}$
Lamps operating on external high-intensity discharge lamp control gear	$P_{rated} \times 1.10$
Lamps operating on external low pressure sodium lamp control gear	$P_{rated} \times 1.15$
Lamps with anti-glare shield	$P_{rated} \times 0.80$

The useful luminous flux (Φ_{use}) is defined in accordance with Table 15.

Table 15: Definition of useful luminous flux

Type	Useful luminous flux (Φ_{use})
Directional lamps with a beam angle $\geq 90^\circ$ other than filament lamps and carrying a textual or graphical warning on their packaging that they are not suitable for accent lighting	Rated luminous flux in a 120° cone (Φ_{120°)
Other directional lamps	Rated luminous flux in a 90° cone (Φ_{90°)

The rated power P_{rated} of the lamps/luminaires is measured at their nominal input voltage.

P_{ref} is defined as:

P_{ref} is the reference power obtained from the rated value of the useful luminous flux of the model (Φ_{use}) by the following formulae:

For models with $\Phi_{use} < 1300$ lumen: $P_{ref} = 0.88\sqrt{\Phi_{use}} + 0.049 \times \Phi_{use}$

For models with $\Phi_{use} \geq 1300$ lumen: $P_{ref} = 0.07341 \times \Phi_{use}$

E.2 - Maximum allowable EEI for directional lamps

The maximum EEI of directional lamps is indicated in Table 16

Table 16: Maximum energy efficiency index (EEI)

Lamp type				
	CFLni	LFL	LED	High Intensity Discharge (HID)
Maximum EEI	0.24	0.24	0.24	0.50

Enforcement date: 6 months after publication in the Official Gazette (Um Al-Qura)

E.3 - Energy efficiency classes

The energy efficiency rating of lamps/luminaires shall be determined on the basis of their energy efficiency index (EEI) as outlined in Table 17.

Table 17: Energy efficiency classes for directional lamps

Energy efficiency index (EEI)	Energy efficiency class (Arabic)	Equivalent energy efficiency class (English)
$EEI \leq 0.11$	أ	A
$0.11 < EEI \leq 0.13$	ب	B
$0.13 < EEI \leq 0.18$	ج	C
$0.18 < EEI \leq 0.24$	د	D
$0.24 < EEI \leq 0.50$	هـ	E
$0.50 < EEI \leq 0.95$	و	F
$0.95 < EEI \leq 1.75$	ز	G

Note: For labelling purposes, the Arabic letters shall be used. The equivalent English version is only provided for informational purposes

E.4 - Annual energy consumption

The annual energy consumption E_y is calculated on a basis of 1,000h of operation according to the following:

$$E_y = P_{cor} \times \frac{D_{op}}{1000} \quad [\text{kWh}]$$

with

P_{cor} : Corrected power (rated) [W]
 D_{op} : Duration of operation [h]
 1,000: Conversion factor [-]

ANNEX F – Functionality requirements for directional lamps and integrated luminaires

The lamp functionality requirements are outlined in Table 18 for directional LED lamps and integrated luminaires.

For the purposes of testing the number of times the lamp can be switched on and off before failure, the switching cycle shall consist of periods comprising 1 minute on and 3 minutes off or 5 minutes on and 5 minutes off.

For the purposes of testing lamp lifetime, lamp survival factor, lumen maintenance and premature failure, the standard switching cycle shall be used.

Table 18: Functionality and endurance requirements for directional LED lamps and integrated luminaires

Parameter	Requirements
Lamp survival factor at 6,000 h	≥ 0.90
Lumen Maintenance at 6,000 h	≥ 0.80
Number of switching cycles before failure	$\geq 15,000$ if rated lamp life $\geq 30,000$ h otherwise: \geq half the rated lamp life expressed in hours
Starting time	< 0.5 s
Premature failure rate	≤ 5.0 % at 1,000 h
Color rendering (Ra)	≥ 80 ≥ 65 if the lamp is intended for outdoor or industrial applications
Color consistency	Variation of chromaticity coordinates within a six-step MacAdam ellipse or less.
Lamp displacement factor (Df) for lamps with integrated control gear and integrated luminaires	$P \leq 2$ W: no requirement 2 W $< P \leq 5$ W: $Df > 0.4$ 5 W $< P \leq 25$ W: $Df > 0.7^{(1)}$ $P > 25$ W: $Df > 0.9$ ⁽¹⁾ during one year after date of enforcement $Df \geq 0.5$ is accepted for lamps with 5 W $< P \leq 25$ W

ANNEX G – Marking requirements for non-directional and directional lamps

G.1 - Information to be displayed on the lamp itself

For lamps other than high-intensity discharge lamps, the following shall be printed on the bulb with non-removable ink:

- Brand name
- Input voltage
- Nominal power
- Country of origin

G.2 - Information to be visibly displayed to end-users, prior to their purchase, on the packaging and on free access websites

The information in paragraphs (a) to (y) below shall be displayed on free-access websites and in any other form the manufacturer deems appropriate.

The information in paragraphs (a) to (p) below shall be visibly displayed on the packaging if the product is intended to be displayed to the end-users.

The information does not need to use the exact wording on the list below. It may be displayed in the form of graphs, drawings or symbols rather than text.

- a. Brand name;
- b. Model number;
- c. Country of origin;
- d. Rated voltage and rated frequency;
- e. Rated useful luminous flux;
- f. Efficacy (lumen/Watt);
- g. Rated power;
- h. Rated beam angle in degrees (only for directional lamps);
- i. Lamp displacement factor (only for LED lamps with integrated control gear);
- j. Rated life time of the lamp in hours;
- k. Rated Color temperature, as a value in Kelvins, expressed graphically or in words;
- l. Number of switching cycles before premature failure (only for LED lamps or if claimed by the manufacturer for other type of lamps);
- m. Color rendering index (Ra);
- n. Stating all hazardous material contained in the lamp/luminaire, as relevant;
- o. Statement referring to a Website
 - on how to clean lamp debris in case of accidental lamp breakage and disposal of lamp at the end of life, when relevant;
 - About actual values of the hazardous content, when relevant
- p. A warning if the lamp cannot be dimmed or can be dimmed only on specific dimmers; in the latter case, a list of compatible dimmers shall be also provided on the manufacturer's website

Following information are optional:

- q. Lamp type: directional or non-directional
- r. Color consistency (only for LED lamps);
- s. Lumen maintenance factor at the end of the nominal life;
- t. Warm-up time up to 60 % of the full light output (may be indicated as 'instant full light' if less than 1 second), when relevant;
- u. If designed for optimum use in non-standard conditions (such as ambient temperature $T_a \neq 25\text{ }^\circ\text{C}$ or specific thermal management is necessary), provide information on those conditions;
- v. Rated peak intensity in candela (cd), when available;
- w. An equivalence claim involving the power of a replaced lamp type may be displayed only if the lamp type is listed in Part 1 - Table 13 and if the luminous flux of the lamp in a 90° cone (Φ_{90°) is not lower than the corresponding reference luminous flux in Part 1 - Table 13. The reference luminous flux shall be multiplied by the correction factor in Part 1 - Table 14. For LED lamps, it shall be in addition multiplied by the correction factor in Part 1 - Table 15. The intermediate values of both the luminous flux and the claimed equivalent lamp.
- x. For LED lamps, if intended for use in outdoor or industrial applications, an indication to this effect;
- y. Lamp dimensions in millimeters (length and largest diameter);
- z. Actual values of all hazardous material contained in the lamp/luminaire

ANNEX H – Requirement on ballast for fluorescent lamps without integrated ballast and ballast/driver for high intensity discharge, halogen and LED lamps

H.1 - Ballast energy performance requirements

H1.1 - Ballast for all types of lamps

The no-load power of a lamp control gear intended for use between the mains and the switch for turning the lamp load on/off shall not exceed 1.00W.

For lamp control gear with output power (P) over 250 W, the no-load power limits shall be multiplied by P/250 W.

The standby power of a lamp control gear shall not exceed 1.00 W.

H1.2 - Additional requirement for control gear for halogen and LED lamps

The efficiency of control gear shall be at least 0,91 at 100 % load.

H1.3 - Additional requirement for ballasts for high intensity discharge lamps

Ballasts for high intensity discharge lamps shall have the efficiency described in Table 19.

Table 19: Minimum efficiency for ballasts for high intensity discharge lamps

Nominal lamp power (P) W	Minimum ballast efficiency ($\eta_{ballast}$) %
$P \leq 30$	65
$30 < P \leq 75$	75
$75 < P \leq 105$	80
$105 < P \leq 405$	85
$P > 405$	90

H1.4 - Additional requirement for ballasts for fluorescent lamps

Multi-wattage ballasts shall comply with the requirements below according to each nominal power on which they operate.

The minimum energy efficiency index class shall be B2 for ballasts covered by table 20, A3 for the ballasts covered by table 21, and A1 for dimmable ballasts covered by table 22.

At the dimming position corresponding to 25 % of the lumen output of the operated lamp, the input power (P_{in}) of the lamp-ballast circuit shall not exceed:

$$P_{in} < 50 \% * P_{Lrated} / \eta_{ballast}$$

Where P_{Lrated} is the rated lamp power and $\eta_{ballast}$ is the minimum energy efficiency limit of the respective EEI class.

The power consumption of the fluorescent lamp ballasts shall not exceed 100 W when operated lamps do not emit any light in normal operating conditions and when other possible connected components (network connections, sensors etc.) are disconnected. If they cannot be disconnected, their power shall be measured and deducted from the result.

Table 20 contains the EEI classes for ballasts which are designed to operate the lamps mentioned in the table or other lamps which are designed to be operated by the same ballasts as the lamps mentioned in the table (meaning that the data of the reference ballast is equal).

Table 20: Energy efficiency index requirements for non-dimmable ballasts for fluorescent lamps

LAMP DATA					BALLAST EFFICIENCY (P_{lamp}/P_{input})				
					Non-dimmable				
Lamp type	Nominal Power	ILCOS CODE	Rated/typical Power		Class A2 BAT	Class A2	Class A3	Class B1	Class B2
	W		60 Hz	HF					
			W	W					
T8	15	FD-15-E-G13-26/450	15	13.5	87.8%	84.4%	75.0%	67.9%	62.0 %
T8	18	FD-18-E-G13-26/600	18	16	87.7%	84.2%	76.2%	71.3%	65.8 %
T8	30	FD-30-E-G13-26/900	30	24	82.1%	77.4%	72.7%	79.2%	75.0 %
T8	36	FD-36-E-G13-26/1200	36	32	91.4%	88.9%	84.2%	83.4%	79.5 %
T8	38	FD-38-E-G13-26/1050	38.5	32	87.7%	84.2%	80.0%	84.1%	80.4 %
T8	58	FD-58-E-G13-26/1500	58	50	93.0%	90.9%	84.7%	86.1%	82.2 %
T8	70	FD-70-E-G13-26/1800	69.5	60	90.9%	88.2%	83.3%	86.3%	83.1 %
TC-L	18	FSD-18-E-2G11	18	16	87.7%	84.2%	76.2%	71.3%	65.8 %
TC-L	24	FSD-24-E-2G11	24	22	90.7%	88.0%	81.5%	76.0%	71.3 %
TC-L	36	FSD-36-E-2G11	36	32	91.4%	88.9%	84.2%	83.4%	79.5 %
TCF	18	FSS-18-E-2G10	18	16	87.7%	84.2%	76.2%	71.3%	65.8 %
TCF	24	FSS-24-E-2G10	24	22	90.7%	88.0%	81.5%	76.0%	71.3 %
TCF	36	FSS-36-E-2G10	36	32	91.4%	88.9%	84.2%	83.4%	79.5 %
TC-D / DE	10	FSQ-10-E-G24q=1 FSQ-10-I-G24d=1	10	9.5	89.4%	86.4%	73.1%	67.9%	59.4 %

TC-D / DE	13	FSQ-13-E-G24q=1 FSQ-13-I-G24d=1	13	12.5	91.7%	89.3%	78.1%	72.6%	65.0 %
TC-D / DE	18	FSQ-18-E-G24q=2 FSQ-18-I-G24d=2	18	16.5	89.8%	86.8%	78.6%	71.3%	65.8 %
TC-D / DE	26	FSQ-26-E-G24q=3 FSQ-26-I-G24d=3	26	24	91.4%	88.9%	82.8%	77.2%	72.6 %
TC-T / TE	13	FSM-13-E-GX24q=1 FSM-13-I-GX24d=1	13	12.5	91.7%	89.3%	78.1%	72.6%	65.0 %
TC-T / TE	18	FSM-18-E-GX24q=2 FSM-18-I-GX24d=2	18	16.5	89.8%	86.8%	78.6%	71.3%	65.8 %
TC-T / TC TE	26	FSM-26-E-GX24q=3 FSM-26-I-GX24d=3	26.5	24	91.4%	88.9%	82.8%	77.5%	73.0 %
TC-DD / DDE	10	FSS-10-E-GR10q FSS-10-L/P/H-GR10q	10.5	9.5	86.4%	82.6%	70.4%	68.8%	60.5 %
TC-DD / DDE	16	FSS-16-E-GR10q FSS-16-I-GR8 FSS-16-L/P/H-GR10q	16	15	87.0%	83.3%	75.0%	72.4%	66.1 %
TC-DD / DDE	21	FSS-21-E-GR10q FSS-21-L/P/H-GR10q	21	19.5	89.7%	86.7%	78.0%	73.9%	68.8 %
TC-DD / DDE	28	FSS-28-E-GR10q FSS-28-I-GR8 FSS-28-L/P/H-GR10q	28	24.5	89.1%	86.0%	80.3%	78.2%	73.9 %
TC-DD / DDE	38	FSS-38-E-GR10q FSS-38-L/P/H-GR10q	38.5	34.5	92.0%	89.6%	85.2%	84.1%	80.4 %
TC	5	FSD-5-I-G23 FSD-5-E-2G7	5.4	5	72.7%	66.7%	58.8%	49.3%	41.4 %
TC	7	FSD-7-I-G23 FSD-7-E-2G7	7.1	6.5	77.6%	72.2%	65.0%	55.7%	47.8 %
TC	9	FSD-9-I-G23 FSD-9-E-2G7	8.7	8	78.0%	72.7%	66.7%	60.3%	52.6 %
TC	11	FSD-11-I-G23 FSD-11-E-2G7	11.8	11	83.0%	78.6%	73.3%	66.7%	59.6 %
T5	4	FD-4-E-G5-16/150	4.5	3.6	64.9%	58.1%	50.0%	45.0%	37.2 %
T5	6	FD-6-E-G5-16/225	6	5.4	71.3%	65.1%	58.1%	51.8%	43.8 %
T5	8	FD-8-E-G5-16/300	7.1	7.5	69.9%	63.6%	58.6%	48.9%	42.7 %

T5	13	FD-13-E-G5-16/525	13	12.8	84.2%	80.0%	75.3%	72.6%	65.0 %
T9-C	22	FSC-22-E-G10q-29/200	22	19	89.4%	86.4%	79.2%	74.6%	69.7 %
T9-C	32	FSC-32-E-G10q-29/300	32	30	88.9%	85.7%	81.1%	80.0%	76.0 %
T9-C	40	FSC-40-E-G10q-29/400	40	32	89.5%	86.5%	82.1%	82.6%	79.2 %
T2	6	FDH-6-L/P-W4,3x8,5d-7/ 220		5	72.7%	66.7%	58.8%		
T2	8	FDH-8-L/P-W4,3x8,5d-7/ 320		7.8	76.5%	70.9%	65.0%		
T2	11	FDH-11-L/P-W4,3x8,5d-7/ 420		10.8	81.8%	77.1%	72.0%		
T2	13	FDH-13-L/P-W4,3x8,5d-7/ 520		13.3	84.7%	80.6%	76.0%		
T2	21	FDH-21-L/P-W4,3x8,5d-7/		21	88.9%	85.7%	79.2%		
T2	23	FDH-23-L/P-W4,3x8,5d-7/		23	89.8%	86.8%	80.7%		
T5-E	14	FDH-14-G5-L/P-16/550		13.7	84.7%	80.6%	72.1%		
T5-E	21	FDH-21-G5-L/P-16/850		20.7	89.3%	86.3%	79.6%		
T5-E	24	FDH-24-G5-L/P-16/550		22.5	89.6%	86.5%	80.4%		
T5-E	28	FDH-28-G5-L/P-16/1150		27.8	89.8%	86.9%	81.8%		
T5-E	35	FDH-35-G5-L/P-16/1450		34.7	91.5%	89.0%	82.6%		
T5-E	39	FDH-39-G5-L/P-16/850		38	91.0%	88.4%	82.6%		
T5-E	49	FDH-49-G5-L/P-16/1450		49.3	91.6%	89.2%	84.6%		
T5-E	54	FDH-54-G5-L/P-16/1150		53.8	92.0%	89.7%	85.4%		
T5-E	80	FDH-80-G5-L/P-16/1150		80	93.0%	90.9%	87.0%		
T5-E	95	FDH-95-G5-L/P-16/1150		95	92.7%	90.5%	84.1%		

T5-E	120	FDH-120-G5-L/P-16/1450		120	92.5%	90.2%	84.5%		
T5-C	22	FSCH-22-L/P-2GX13-16/ 225		22.3	88.1%	84.8%	78.8%		
T5-C	40	FSCH-40-L/P-2GX13-16/ 300		39.9	91.4%	88.9%	83.3%		
T5-C	55	FSCH-55-L/P-2GX13-16/ 300		55	92.4%	90.2%	84.6%		
T5-C	60	FSCH-60-L/P-2GX13-16/ 375		60	93.0%	90.9%	85.7%		
TC-LE	40	FSDH-40-L/P-2G11		40	91.4%	88.9%	83.3%		
TC-LE	55	FSDH-55-L/P-2G11		55	92.4%	90.2%	84.6%		
TC-LE	80	FSDH-80-L/P-2G11		80	93.0%	90.9%	87.0%		
TC-TE	32	FSMH-32-L/P-2GX24q=3		32	91.4%	88.9%	82.1%		
TC-TE	42	FSMH-42-L/P-2GX24q=4		43	93.5%	91.5%	86.0%		
TC-TE	57	FSM6H-57-L/P-2GX24q=5 FSM8H-57-L/P-2GX24q=5		56	91.4%	88.9%	83.6%		
TC-TE	70	FSM6H-70-L/P-2GX24q=6 FSM8H-70-L/P-2GX24q=6		70	93.0%	90.9%	85.4%		
TC-TE	60	FSM6H-60-L/P-2G8=1		63	92.3%	90.0%	84.0%		
TC-TE	62	FSM8H-62-L/P-2G8=2		62	92.2%	89.9%	83.8%		
TC-TE	82	FSM8H-82-L/P-2G8=2		82	92.4%	90.1%	83.7%		
TC-TE	85	FSM6H-85-L/P-2G8=1		87	92.8%	90.6%	84.5%		
TC-TE	120	FSM6H-120-L/P-2G8=1 FSM8H-120-L/P-2G8=1		122	92.6%	90.4%	84.7%		
TC-DD	55	FSSH-55-L/P-GRY10q3		55	92.4%	90.2%	84.6%		

In addition, non-dimmable ballasts not included in table 20 shall be assigned an EEI depending on their efficiency as described in Table 21.

Table 21: Energy efficiency index requirements for non-dimmable ballasts for fluorescent lamps not included in Table 20

η ballast	Energy Efficiency Index
$\geq 0.94 * EB_{b_{FL}}$	A3
$\geq EB_{b_{FL}}$	A2
$\geq 1-0.75*(1-EB_{b_{FL}})$	A2 BAT

Furthermore, dimmable fluorescent lamp ballasts receive EEI classes according to the class into which the ballast would fall when it is operated at the 100 % lumen output, as described in Table 22.

Table 22: Energy efficiency index requirements for dimmable ballasts for fluorescent lamps

Complied class at 100 % lumen output	Energy Efficiency Index of dimmable ballast
A3	A1
A2	A1 BAT

Multi-wattage ballasts shall either be classified according to their efficiency under the lowest (worst) efficiency, or a relevant class shall be indicated for each operated lamp.

H.2 - Product information requirements on ballasts

Manufacturers of ballasts shall provide at least the following information on free-access websites and in other forms they deem appropriate for each of their ballast models. That information shall also be affixed in a distinct and durable form to the ballast. It shall also be contained in the technical documentation file drawn up for the purposes of conformity assessment.

For ballasts for fluorescents lamps, an energy efficiency index (EEI) class shall be provided as defined below.

‘Energy efficiency index’ (EEI) means a classification system of ballasts for fluorescent lamps without integrated ballasts in classes according to efficiency limit values. The classes for non-dimmable ballasts are (in descending order of efficiency) A2 BAT, A2, A3, B1, B2 and for dimmable ballasts A1 BAT and A1.

ANNEX I – Energy label for lamps and integrated luminaires

1.1 - Determining the energy efficiency class

The energy efficiency class for each product shall be determined as outlined in Table 6 in Annex C (non-directional lamps), as outlined in Table 17 in Annex E (directional lamps) or in Table 37 in Annex M for integrated luminaires.

1.2 - Design and placement of the label

The label is issued automatically by SASO application at the end of the registration process.

Energy efficiency classes shall each be represented as follows with a fixed number of color-coded bars as outlined in Table 23 and illustrated in Figure 1, Figure 2, or Figure 3.

Table 23: Energy efficiency class representation

Bar color	Energy efficiency class (Arabic)	Equivalent energy efficiency class (English)
Dark green	أ	A
Green	ب	B
Light green	ج	C
Yellow	د	D
Orange	هـ	E
Red	و	F
Dark red	ز	G

Note: For labelling purposes, the Arabic letters shall be used. The equivalent English version is only provided for informational purposes.

The label shall be printed directly on one side of the individual packaging of the product.

The label shall be (43 mm wide and 75 mm high) as in Figure 1 without alteration. If the label would cover more than 70 % of the surface area of the largest side, then the label presented in Figure 2 (43 mm wide and 45 mm high) shall be used.

Individual packaging with dimensions less than (43 mm wide and 45 mm high) shall have a printed label with the design in Figure 3 (resized to fit the individual packaging) on one side. Additionally, a separate QR code will be generated by SASO registration system and shall be printed separately on the individual packaging without alteration.

The label shall be printed on the most prominent part of the individual product packaging to be easily visible to the end-user.

1.3 - Information and values contained on the label


The fields (a), (b), (c), (d), (e), (f), (g), (h) and (i) outlined in Figures 1 - 3 (given for illustration) shall comply with the following requirements:


- **Field (a):** This field shall display the logo of the Saudi Standards, Metrology and Quality Organization (SASO).
- **Field (b):** This field shall reflect the energy efficiency class, which the product attained, based on its energy efficiency index (EEI).

- **Field (c):** This field shall have a QR code representing the main characteristics of the lamp or integrated luminaire, this may include the following items based on the data provided in the registration form (Annex O):
 - Manufacturer name
 - Model number
 - Country of origin
 - Luminous flux (lumens)
 - Beam angle (for directional lamps only)
 - Lifetime (h)
 - Rated power (W)
 - EEI (unit-less)
 - Efficacy (lumens/W)
 - Color Rendering Index (Ra)
 - Color temperature (K)
 - Annual electricity consumption (kWh/year)

- **Field (d):** this field identifies the brand name of the product.
- **Field (e):** this field identifies the country of origin
- **Field (f) :** this field identifies the model number
- **Field (g):** this field identifies the lighting type
- **Field (h):** this field identifies the registration number and the standard reference number
- **Field (i):** this field identifies the legal statement

Figure 1 – Label for lighting products

(a)  الهيئة السعودية للمواصفات والمقاييس والجودة
Saudi Standards, Metrology and Quality Org.

بطاقة كفاءة الطاقة
ENERGY EFFICIENCY LABEL 

LIGHTING | الإنارة

أ
ب
ج
د
هـ
و
ز

(b)

BRAND NAME العلامة التجارية (d)

MADE IN (e) بلد الصنع

MODEL NUMBER رقم الطراز (f)

LIGHTING TYPE (g) نوع الإنارة

رقم التسجيل
REGISTRATION NO
الرقم المرجعي للمواصفة

STANDARD REFERENCE NO (h)

إزالة أو تغطية أو العبث بهذه البطاقة قبل البيع يجعلك عرضة للمسؤولية النظامية
Removing, covering or altering this label before sale can subject you to legal liability (i)

(c)

Figure 2 – Alternative label for lighting products

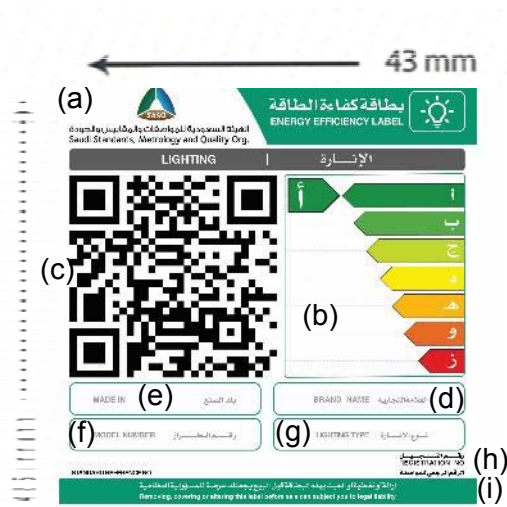


Figure 3 – Alternative label for small packaging



ANNEX J – Hazardous chemicals: Substance restrictions for lamps & control gears

The following limits for hazardous substances apply.

Table 24: Maximum content limits of hazardous substances

Descriptions	Tolerated mcv of substance by weight in homogeneous materials
Lead(Pb)	0.1%
Cadmium (Cd)	0.01%
Hexavalent chromium (Cr6+)	0.1%
Polybrominated biphenyls (PBB)	0.1%
Polybrominated diphenyl ether (PBDE)	0.1%

Table 25 outlines exemptions to the hazardous substance limits set in this annex. Eligible products or components have no limit on the levels of the relevant hazardous substance.

Table 25: Lamps exempted from limits listed in Table 24

Description	Requirements
Electrical and electronic components containing lead in a glass or ceramic other than dielectric ceramic in capacitors, e.g. piezoelectronic devices, or in a glass or ceramic matrix compound	No limit
Lead in dielectric ceramic in capacitors for a rated voltage of 125V AC or 250V DC or higher	No limit
Lead in glass of fluorescent tubes not exceeding 0.2% by weight	No limit
Cadmium and its compounds in electrical contacts	No limit
Lead as an alloying element in aluminum containing up to 0.4 % lead by weight	No limit
Copper alloy containing up to 4 % lead by weight	No limit
Lead in high melting temperature type solders (i.e. lead- based alloys containing 85 % by weight or more lead)	No limit
Lead and cadmium in printing inks for the application of enamels on glasses, such as borosilicate and soda lime glasses	No limit
Lead in glass of fluorescent tube not exceeding 0.2% by weight	No limit

Table 26 outlines the limit on mercury content per lamp applicable to single and double capped fluorescent lamps (without integrated ballast) and high intensity discharge lamps for general lighting purposes. All other lamp types in this Standard shall not have mercury limits.

Table 26: Maximum mercury content

Lamp type	Limit
Mercury in single capped (compact) fluorescent lamps	
≥30 W and <150 W	5.0 mg
<30 W	2.5 mg
<30 W with long lifetime (> 15,000 h)	3.5 mg
With circular or square structural shape or other non-linear with tube diameter ≤ 17 mm	7.0 mg
Mercury in double-capped linear fluorescent lamps	
Tri-band phosphor with normal lifetime and a tube diameter < 9 mm (e.g. T2)	5.0 mg
Tri-band phosphor with normal lifetime and a tube diameter ≥ 9 mm and ≤ 17 mm (e.g. T5)	5.0 mg
Tri-band phosphor with normal lifetime and a tube diameter > 17 mm and ≤ 28 mm (e.g. T8)	8.0 mg
Tri-band phosphor with normal lifetime and a tube diameter > 28 mm (e.g. T12)	5.0 mg
Tri-band phosphor with long lifetime (≥ 25,000 h) and T8 halophosphate	8.0 mg
Mercury in other fluorescent lamps	
Non-linear halophosphate lamps (all diameters)	15 mg
Non-linear tri-band phosphor lamps with tube diameter > 17 mm (e.g. T9)	15 mg
Lamps for other general lighting and special purposes (e.g. induction lamps)	15 mg
T12 linear halophosphate lamps	10 mg
Mercury in other low pressure discharge lamps	
Mercury in High Pressure Sodium (vapour) lamps for general lighting purposes with improved color rendering index Ra > 60	
P ≤ 155 W	30 mg
155 W < P ≤ 405 W	40 mg
P > 405 W	40 mg
Mercury in other High Pressure Sodium (vapour) lamps for general lighting purposes	
P ≤ 155 W	25 mg
155 W < P ≤ 405 W	30 mg
P > 405 W	40 mg
Mercury in metal halide lamps (MH)	
Mercury in High Pressure Mercury (vapour) lamps	
Mercury in other discharge lamps for special purposes not specifically mentioned in this Annex	
no limit	
Note: Maximum mercury content limits for lamps (per burner) in the scope of this Standard (only applies to single capped fluorescent lamps without integrated ballast and high intensity discharge lamps for general lighting purposes)	

ANNEX K – Tests methods for lamps and control gears

Table 27: Standards applicable to all lamps covered by part 2

Organization	Reference	Title	Measured parameters
IEC	EN 60061-1:1993 All amendments up to A41:2009	Lamp caps and holders together with gauges for the control of interchangeability and safety -- Part 1: Lamp caps	<ul style="list-style-type: none"> Lamp caps' geometry
	EN 62471:2008	Photo biological safety of lamps and lamp systems	<ul style="list-style-type: none"> Radiation (spectrum evaluation related to Annex I.1.d)
International Commission on Illumination	CIE 18.2:1983	The Basis of Physical Photometry	<ul style="list-style-type: none"> Light beam angle
IEC	62321:2015 series	Measurements of certain substances in electro technical products	Part 1: Introduction and overview Part 2: Disassembly, disjunction and mechanical sample preparation Part 3.1 Lead, mercury, cadmium, total chromium and total bromine using X-ray fluorescence spectrometry Part 4: Mercury in polymers, metals and electronics by CV-AAS, CV-AFS, ICP-OES and ICP-MS Part 5: Cadmium, lead and chromium in polymers and electronics and cadmium and lead in metals by AAS, AFS, ICP-OES and ICP-MS Part 6: Polybrominated biphenyls and polybrominated diphenyl ethers in polymers by gas chromatography - mass spectrometry (GC-MS)
IEC	IEC 62321-4 by CV-AAS, CV-AFS, ICP-OES and ICP-MS	Determination of certain substances in electrotechnical products – Part 4: Mercury in polymers, metals and electronics	Mercury content
IEC	62554:2011	Sample preparation for measurement of mercury level in fluorescent lamps	Methodology for preparation of the sampling for measurement of mercury content
IEC	IEC 62321-4 by CV-AAS, CV-AFS, ICP-OES and ICP-MS	Determination of certain substances in electro-technical products – Part 4: Mercury in polymers, metals and electronics	Mercury content

Table 28: Standards applicable to fluorescent lamps

Organization	Reference	Title	Measured parameters
IEC	IEC 60081:1998 Amendments: A1:2002 A2:2003 A3:2005 A4:2010	Double-capped fluorescent lamps - Performance specifications	<ul style="list-style-type: none"> • Lamp luminous flux • Power consumed by the lamp (excluding the power dissipated by auxiliary equipment such as ballasts) • Lamp Lumen Maintenance Factor (LLMF) Note: in the standard LLMF is called “lumen maintenance”. • Lamp Survival Factor (LSF) Note: LSF is not explicitly mentioned, only the method for life testing. LSF is deduced from the lumen maintenance curve according to Annex C of the standard. For the purposes of Table 6 in Annex III, the Lamp Survival Factor shall be measured in high frequency operating mode with a switching cycle of 11h on / 1h off. In other cases the switching cycle shall be the one set out in the standard. • Chromaticity • Correlated Colour Temperature (CCT) • Colour rendering
IEC	IEC 60901:1996 Amendments: A1:1997 A2:2000 A3:2004 A4:2008 Draft A5 (34A/1358/CDV)	Single-capped fluorescent lamps - Performance specifications	<ul style="list-style-type: none"> • Lamp luminous flux • Power consumed by the lamp (excluding the power dissipated by auxiliary equipment such as ballasts) • Lamp Lumen Maintenance Factor (LLMF) Note: in the standard LLMF is called “lumen maintenance”. • Lamp Survival Factor (LSF) Note: LSF is not explicitly mentioned, only the method for life testing. LSF is deduced from the lumen maintenance curve according to Annex C of EN 60081 (the version referred to in the row on double-capped fluorescent lamps). • Chromaticity • Correlated Colour Temperature (CCT) • Colour rendering
IES	LM9	Electric and photometric measurements of fluorescent lamps	<ul style="list-style-type: none"> •

IES	LM 66	Electrical and photometric measurements of Single-ended compacts fluorescent lamps	•
-----	-------	--	---

Table 29: Standards applicable to high-pressure mercury vapour lamps

Organization	Reference	Title	Measured parameters
IEC	EN 62035:2000 Amendment: A1:2003	Discharge lamps (excluding fluorescent lamps) safety specifications	<ul style="list-style-type: none"> • Specific effective radiant UV power
IEC	EN 60188:2001	High-pressure mercury vapour lamps - Performance specifications	<ul style="list-style-type: none"> • Lamp luminous flux • Power consumed by the lamp (excluding the power dissipated by auxiliary equipment such as ballasts)
International Commission on Illumination	CIE 97-2005	Maintenance of Indoor Electric Lighting Systems	<ul style="list-style-type: none"> • Lamp Lumen Maintenance Factor (LLMF) • Lamp Survival Factor (LSF)
	CIE 154-2003	Maintenance of Outdoor Electric Lighting Systems	
	CIE 15-2004	Colourimetry	<ul style="list-style-type: none"> • Chromaticity • Correlated colour temperature
	CIE 13.3-1995	Method of Measuring and Specifying Colour Rendering Properties of Light Sources	<ul style="list-style-type: none"> • Colour rendering

Table 30: Standards applicable to high-pressure vapour lamps

Organisation	Reference	Title	Measured parameters
IEC	EN 62035:2014 Amendment: A1:2014	Discharge lamps (excluding fluorescent lamps) safety specifications	<ul style="list-style-type: none"> • Specific effective radiant UV power
IEC	IEC 60662:2012	High-pressure sodium vapour lamps - Performance specifications	<ul style="list-style-type: none"> • Power consumed by the lamp (excluding the power dissipated by auxiliary equipment such as ballasts) • Lamp Lumen Maintenance Factor (LLMF) Note: in the standard LLMF is called "lumen maintenance". • Lamp Survival Factor (LSF) Note: LSF is not explicitly mentioned, only the method for life testing. LSF is deduced from

			the lumen maintenance curve according to Annex C of EN 60081 (the version referred to in the row on double-capped fluorescent lamps).
International Commission on Illumination IEC	CIE 84-1989	Measurement of luminous flux	<ul style="list-style-type: none"> • Lamp luminous flux
	CIE 15-2004	Colourimetry	<ul style="list-style-type: none"> • Chromaticity • Correlated colour temperature
	CIE 13.3-1995	Method of Measuring and Specifying Colour Rendering Properties of Light Sources	<ul style="list-style-type: none"> • Colour rendering

Table 31: Standards applicable to metal halide lamps

Organization	Reference	Title	Measured parameters
IEC	EN 62035:2014	Discharge lamps (excluding fluorescent lamps) safety specifications	<ul style="list-style-type: none"> • Specific effective radiant UV power
IEC	IEC 61167 (34A/1326/CDV)	Metal halide lamps - Performance specifications	<ul style="list-style-type: none"> • Power consumed by the lamp (excluding the power dissipated by auxiliary equipment such as ballasts) • Lamp Lumen Maintenance Factor (LLMF) Note: in the standard LLMF is called "lumen maintenance". • Lamp Survival Factor (LSF) Note: LSF is not explicitly mentioned, only the method for life testing. LSF is deduced from the lumen maintenance curve according to Annex C of EN 60081 (the version referred to in the row on double-capped fluorescent lamps).
International Commission on Illumination	CIE 84-1989	Measurement of luminous flux	<ul style="list-style-type: none"> • Lamp luminous flux
	CIE 15-2004	Colourimetry	<ul style="list-style-type: none"> • Chromaticity • Correlated colour temperature
	CIE 13.3-1995	Method of Measuring and Specifying Colour Rendering Properties of Light Sources	<ul style="list-style-type: none"> • Colour rendering

Table 32: Standards applicable to ballasts

Organization	Reference	Title	Measured parameters
Ballasts for fluorescent lamps (both high frequency and	CENELEC	EN 50294:1998 Amendments: A1:2001 A2:2003	<ul style="list-style-type: none"> • Measurement method of total input power of ballast-lamp circuits

non-high frequency)			
---------------------	--	--	--

Table 33: Standards applicable to Luminaires and LED lamps not listed in SASO 2870

Organization	Reference	Title	Measured parameters
IES	LM 80-08	Measurement lumen maintenance of LED Light sources	<ul style="list-style-type: none"> • lumen maintenance • Lamps survival factor
IES	TM 28-14	Projecting Long term Luminous flux maintenance of LED lamps and luminaires	<ul style="list-style-type: none"> • lumen maintenance • Lamps survival factor
IEC	IEC 62717	LED modules for general lighting – Performance requirements	<ul style="list-style-type: none"> • Power • Luminous flux • Displacement factor • CRI, CCT • Beam angle • Lumen maintenance • Endurance
IEC	IEC 62722-1	Luminaire performance – General requirements	<ul style="list-style-type: none"> • Power • Luminous flux • CRI, CCT, chromaticity coordinates • Beam angle • Lumen maintenance • Endurance
IEC	IEC 62722-2-1	Luminaire performance – Particular requirements for LED luminaires	<ul style="list-style-type: none"> • Power • Luminous flux • CRI, CCT, chromaticity coordinates • Beam angle • Lumen maintenance • Endurance
NEMA	ANSI C78.377	Electric Lamps — Specifications for the Chromaticity of Solid-state Lighting Products	<ul style="list-style-type: none"> • Chromaticity

ANNEX L – Measurement of the mercury content for fluorescent lamps

L.1 – Default method for measurement

Lamp samples shall be prepared for measurement according to IEC62554 “Sample preparation for measurement of mercury level in fluorescent lamps”

The average mercury content has to be measured in accordance with the CV AAS method as described in EN 62321-4 “Determination of certain substances in electro technical products – Part 4: Mercury in polymers, metals and electronics by CV-AAS, CV-AFS, ICP-OES and ICP-MS”

L.2 - Alternative method for measurement of the mercury content

The following method is accepted as an alternative to IEC 62554 and IEC 62321-4 for the measurement of the mercury content

The applicant shall provide a test report stating that the mercury content has been measured using the method described below. The report shall state the average mercury content, calculated by analyzing ten lamps, and then deleting the highest and lowest values before calculating the arithmetic mean of the remaining eight values.

The test method for the mercury content is as follows. The arc tube is first separated from its plastic surrounds and associated electronics. The associated lead wires are cut as close to the glass seal as possible. The arc tube is taken to a fume cupboard and is cut into segments. The segments are placed in a suitably sized robust screw-capped plastic bottle to which is added a 1 inch diameter porcelain ball and 25 ml of high purity concentrated nitric acid (70 %). The bottle is sealed and shaken for a few minutes to reduce the arc tube to fine particle size, the stopper is periodically loosened to eliminate any possibility of pressure build-up. The contents of the bottle are allowed to react for 30 minutes during which time the contents are periodically agitated. The contents of the bottle are then filtered through an acid resistant filter paper and collected in a 100 ml graduated volumetric flask. Potassium dichromate is then added to the flask so that the final concentration is 1000 ppm with respect to chromium. The flask is then made up to volume with pure water. Matched standards are made up on a concentration range up to 200 ppm mercury. The solutions are analyzed using flame atomic absorption at a wavelength of 253.7 nm with background correction on. From the results obtained and knowledge of the solution volume, the original mercury content of the light bulb can be computed. The competent body may agree adaptations to the details of this test method if they are necessary for technical reasons, and these shall be applied in a consistent manner.

ANNEX M – Energy efficiency for (integrated) luminaires

M.1 - Types of luminaires

Definitions for the different types of luminaires are presented in Clause 3. Luminaires within the scope of this standard (integrated luminaires) are characterized as direct or indirect lighting sources depending on the beam angle of the light emission.

For information only, luminaires can be identified per type of use as expressed in Table 34.

Table 34: Use types for luminaires (informative)

Terms	Description	Content
LT_1	General (artificial) lighting	Lighting designed to provide an uniform level of illumination
LT_2	Local lighting	Lighting designed to provide designed level of illumination over a specific area surrounding with lower illumination from spilled light source(s)
LT_3	Accent lighting	Lighting that calls attention or adds interest to a particular object or unusual feature or interest of a room. Highlights, emphasizes illumination with a strong light from behind in order to embrace depth or to separate the object from the background, sidelights is highlights coming from the side.
LT_4	Task lighting	Lighting designed to provide a strong illumination for visually demanding activities. It needs to be glare-free. Effective task lighting enhances visual clarity and keeps the eyes from getting tired.
LT_5	Ambient lighting	An ambient source of light that washes the room with a glow. It flattens an interior and creates very little shadow.
LT_6	Aesthetic lighting	Lighting as a piece of art. A neon sculpture would be purely decorative and illustrates aesthetic lighting.
LT_7	Natural lighting	Lighting provided without any artificial lighting sources

M.2 - Minimum Efficacy for luminaires

The minimum energy efficacy for luminaires are reported in Table 35, depending on the total power of the luminaires.

Table 35: Minimum energy efficacy for (MEPS) Luminaires

Power of the luminaire	Minimum value for efficacy
$P_{\text{rated}} < 15 \text{ W}$	$\geq 65 \text{ Lumen/Watt}$
$P_{\text{rated}} \geq 15 \text{ W}$	$\geq 70 \text{ Lumen/Watt}$

M.3 - Energy Efficiency Index for luminaires (EEI)

The energy efficiency for luminaires is calculated as for the EEI for lamps of the same category (directional or non-directional) according respectively to Annex C for non-directional luminaires and E for directional luminaires, based on illuminance (Lumen) and Power deducted from the Energy Efficacy.

For the calculation of the energy efficiency index (EEI) of a model, its corrected (electric) power P_{cor} for any control gear losses is compared with its reference power P_{ref} (based on the luminous flux emitted).

The EEI is calculated as follows and rounded to three decimal places:

$$EEI = \frac{P_{cor}}{P_{ref}}$$

P_{cor} is defined as:

For models *without* external control gear, P_{cor} is the rated power (P_{rated}).

For models *with* external control gear P_{cor} is the rated power (P_{rated}) corrected in accordance with the corrections factors listed below:

The rated power P_{rated} of the lamps/luminaires is measured at their nominal input voltage.

Correction factors presented in Table 36 apply to moderated the electric power of the luminaires

Correction factor cumulative with those expressed in annex C for indirect lamps and Annex E for direct lamps.

Table 36: Correction factors applicable to Power of the Luminaires

Rated Power of the Luminaire	Correction factor
$P_{rated} \leq 6W$	$P_{cor} = P_{rated} \times 1.17$
$6 W < P_{rated} \leq 15 W$	$P_{cor} = P_{rated} \times 1.03$
$15 W < P_{rated}$	$P_{cor} = P_{rated} \times 0.98$

P_{ref} is defined as:

P_{ref} is the reference power obtained from the useful luminous flux of the model (Φ_{use}) by the following formulae:

For models with $\Phi_{use} < 1300$ lumen: $P_{ref} = 0.88\sqrt{\Phi_{use}} + 0.049 \times \Phi_{use}$

For models with $\Phi_{use} \geq 1300$ lumen: $P_{ref} = 0.07341 \times \Phi_{use}$

For non-directional lamps, the useful luminous flux (Φ_{use}) is the total rated luminous flux (Φ).

M.4 - Classification of Energy Efficiency Index for (integrated) luminaires (EEI)

The energy efficiency rating of luminaires shall be determined on the basis of their energy efficiency index (EEI) as outlined in Table 37.

Table 37: Energy efficiency classes for luminaires

Energy efficiency index (EEI)	Energy efficiency class (Arabic)	Equivalent energy efficiency class (English)
$EEI \leq 0.11$	أ	A
$0.11 < EEI \leq 0.13$	ب	B
$0.13 < EEI \leq 0.18$	ج	C
$0.18 < EEI \leq 0.24$	د	D
$0.24 < EEI \leq 0.50$	هـ	E
$0.50 < EEI \leq 0.95$	و	F
$0.95 < EEI \leq 1.75$	ز	G

Note: For labelling purposes, the Arabic letters shall be used. The equivalent English version is only provided for informational purposes

www.Lisungroup.cc

ANNEX N – Criteria for market surveillance

The enforcer may draw a sample of batch of a minimum of twenty (20) lamps or ten (10) luminaires of the same model from the same manufacturer, where possible obtained in equal proportion from four randomly selected sources, unless specified otherwise in Table 38.

The model shall be considered to comply with the requirements laid down in this Standard if:

- The lamps in the batch are accompanied by the required and correct product information,
- All parameters listed in Table 38 are met.

Table 38: Criteria applying for market surveillance

Parameter	Procedure
Energy efficiency index ¹	<p>Compliance: The Energy Efficiency Index (EEI) value for lamps in the scope of this Standard shall be less than or equal to the specified values in Tables 2 and 8, when calculated at both rated and average tested power and luminous flux. Furthermore, the average EEI of the sample tested should be not higher than 10% of the rated EEI, and each lamp in the sample should have an EEI value within 10% of the sample's average EEI.</p> <p>For Luminaires the MEPS for Energy Efficacy shall be respected for each product; furthermore, the average efficacy of the sample tested should not be lower 10% of the rated efficacy (in Lumen/W), and each luminaire in the sample should have an efficacy value within 10% of the sample's average efficacy.</p> <p>Non-compliance: otherwise</p>
Lamp survival factor at 6000 h (for LED lamps only)	<p>The test shall end</p> <ul style="list-style-type: none"> • when the required number of hours is met, or • when more than two lamps fail, whichever occurs first <p>Compliance: a maximum of two out of every 20 lamps in the test batch may fail before the required number of hours</p> <p>Non-compliance: otherwise</p>
Number of switching cycles before failure	<p>The test shall end when the required number of switching cycles is reached, or when more than one out of every 20 lamps in the test batch have reached the end of their life, whichever occurs first</p> <p>Compliance: at least 19 of every 20 lamps in the batch have no failure after the required number of switching cycles is reached</p> <p>Non-compliance: otherwise</p>
Starting time	<p>Compliance: the average starting time of the lamps in the test batch is not higher than the required starting time plus 10 %, and no lamp in the sample batch has a starting time longer than two times the required starting time</p> <p>Non-compliance: otherwise</p>
Lamp warm-up time to 60 % Φ	<p>Compliance: the average warm-up time of the lamps in the test batch is not higher than the required warm-up time plus 10%, and no lamp in the sample batch has a warm-up time that exceeds the required warm-up time multiplied by 1.5</p>

¹ The tolerances for variation indicated above relate only to the verification of the measured parameters by the authorities and shall not be used by the supplier as an allowed tolerance on the values in the technical documentation to achieve a more efficient energy class. The declared values shall not be more favorable for the supplier than the values reported in the technical documentation.

	Non-compliance: otherwise
Premature failure rate	<p>The test shall end</p> <ul style="list-style-type: none"> • when the required number of hours is met, or • when more than one lamp fails, whichever occurs first. <p>Compliance: a maximum of one out of every 20 lamps in the test batch fails before the required number of hours</p> <p>Non-compliance: otherwise</p>
Color rendering (Ra)	<p>Compliance: the average Ra of the lamps in the test batch is not lower than three points below the required value, and no lamp in the test batch has a Ra value that is more than 3,9 points below the required value</p> <p>Non-compliance: otherwise</p>
Lumen maintenance at end of life and rated lifetime (for LED lamps only)	<p>For these purposes, 'end of life' shall mean the point in time when only 50 % of the lamps are projected to survive or when the average lumen maintenance of the batch is projected to fall below 70 %, whichever is projected to occur first</p> <p>Compliance: the lumen maintenance at end of life and the lifetime values obtained by extrapolation from the lamp survival factor and from the average lumen maintenance of the lamps in the test batch at 6000 h are not lower than respectively the lumen maintenance and the rated lifetime values declared in the product information minus 10 %</p> <p>Non-compliance: otherwise</p>
Equivalence claims for retrofit lamps according to Annex G	<p>If only the equivalence claim is verified for compliance, it is sufficient to test 10 lamps, where possible obtained approximately in equal proportion from four randomly selected sources</p> <p>Compliance: the average results of the lamps in the test batch do not vary from the limit, threshold or declared values by more than 10 %</p> <p>Non-compliance: otherwise</p>
Beam angle	<p>Compliance: the average results of the lamps in the test batch do not vary from the declared beam angle by more than 25 % and the beam angle value of each individual lamp in the test batch does not deviate by more than 25 % of the rated value</p> <p>Non-compliance: otherwise</p>
Peak intensity	<p>Compliance: the peak intensity of each individual lamp in the test batch is not less than 75 % of the rated intensity of the model</p> <p>Non-compliance: otherwise</p>
Other parameters	<p>Compliance: the average results of the lamps in the test batch do not vary from the limit, threshold or declared values by more than 10 %.</p> <p>Non-compliance: otherwise</p>

If a model within the registered family of product fails, the registration of all models under the same family of product will be automatically canceled.

ANNEX O – Registration form

APPLICATION FOR REGISTRATION OR RENEWAL OF REGISTRATION OF LIGHTING PRODUCTS FOR ENERGY EFFICIENCY LABEL USING SLS Portal

1. Applicant is requested to fill a form (**Application Form**) to register the lighting products,
2. Portal validates the request and generates an invoice to the applicant,
3. Applicant receives a payment receipt from the portal after the applicant pays through the SADAD channels,
4. Application sent to SASO Engineers for comments/approval,
5. Application sent back to applicant in case of comments from SASO Engineers, otherwise
6. Application sent to SASO Manager for comments/approval,
7. Application sent back to SASO Engineers in case of comments from SASO Manager, otherwise
8. Application sent to SASO General Manager for comments/approval,
9. Application sent back to SASO Manager in case of comments from SASO General Manager, otherwise
10. Portal generates a certificate with a barcode and notifies applicant by email,
11. Updated SLS features of Search and Reports for Engineers, Manager, General Manager and Admin users.
12. Updated SLS admin with a new configuration page: set fees for request for labels application & allow admin to enable/disable this feature
13. Update SLS Portal - Consumer section - that will be informative to consumers (Arabic Section Only) with the following sections:
 - a. Home page
 - b. Products Catalogues
14. Portal users can be:
 - a. Consumer (No login needed)
 - b. Applicant
 - c. SASO Engineer
 - d. SASO Manager
 - e. SASO General Manager
 - f. Government User (MCI, Custom)
 - g. SEEC User
 - h. Admin

Application Form

Section1:

Field Name	Field Type	Data type	Mandatory / Optional	Descriptions
Application Number	Auto-generated	Alphanumeric	Mandatory	E.g. E01111/2015
Reference standard	Auto-generated	SASO xxxxxxxx	Mandatory	
Name of applicant	Text Field	Alphanumeric	Mandatory	E.g. Name
Business address	Text Field	Alphanumeric	Mandatory	E.g. Saudi Arabia
P.O Box	Text Field	Numeric	Mandatory	E.g. 111111
Post code	Text Field	Numeric	Mandatory	E.g. 111111
Contact person	Text Field	Alphanumeric	Mandatory	E.g. Name
Position/Title	Text Field	Alphanumeric	Mandatory	E.g. Manager
Telephone	Text Field	Numeric	Mandatory	E.g. (966) 55 555 5555
Fax	Text Field	Numeric	Mandatory	E.g. (966) 55 555 5555
Email	Text Field	Alphanumeric	Mandatory	E.g. name@example.com

Section2:

Field Name	Field Type	Data type	Mandatory / Optional	Descriptions
Name of manufacturer Company as appear in Certificate	Text Field	Alphanumeric	Mandatory	E.g. SASO Manuf.
Brand Name	Dropdown & Text field	Alphanumeric	Mandatory	If not in DD, then user can add Arabic and English Brand Name
Family group	Text Field	Alphanumeric	Mandatory	Allow text, number and signs
Model Number covered by the family	Text Field	Alphanumeric	Mandatory	Allow text, number and signs Recommended: use IEC 61231 for designing model number
Year model(s) first manufactured	Text Field	Numeric	Mandatory	Only 4 digits as YYYY
Year model(s) first imported	Text Field	Numeric	Mandatory	Only 4 digits as YYYY
Lighting Type	Dropdown	<ul style="list-style-type: none"> • Directional • Non-directional 	Mandatory	
Technology	Dropdown	<ul style="list-style-type: none"> • CFLni 		

		<ul style="list-style-type: none"> • LFL • Fluorescent (other) • LED other than Part I • Metal halide • High Pressure sodium • Mercury vapor 	Mandatory	
Control Gear	Dropdown	<ul style="list-style-type: none"> • Internal • External • None 	Mandatory	
Luminaires	Dropdown	<ul style="list-style-type: none"> • Use type 	Mandatory	Text
Type of cap	Text Field	Alphanumeric	Mandatory	E.g. Type
Lamp dimensions (mm)	Text Field	Alphanumeric	Mandatory	E.g. High 222, width 333
Nominal voltage (V)	Text Field	Numeric	Mandatory	Allow (12-250) no decimals.
Rated frequency (Hz)	Text Field	60 or 50/60	Mandatory	Uneditable
Rated Efficiency	Text field	Alphanumeric	Mandatory or auto-calculated	allow 0-100
Nominal power (W)	Text Field	Numeric	Mandatory	Allow (1-99,999) no decimals.
Lifetime (h)	Text Field	Numeric	Mandatory	Allow (1-99,999) no decimals.
Rated luminous flux (lm)	Text Field	Numeric	Mandatory	Allow (1-12000) with 3 decimals.
Color temperature (K)	Text Field	Numeric	Mandatory	Allow (1-99999) with 3 decimals.
Beam angle	Text fields	Numeric	Mandatory	Degrees

Section3 (when applicable)

Field Name	Field Type	Data type	Mandatory / Optional	Descriptions
Test Laboratory Location	Dropdown	Alphanumeric	Mandatory	E.g. Saudi Arabia
Laboratory	Dropdown	Alphanumeric	Mandatory	E.g. SASO Lab
Report date	Date	Numeric	Mandatory	DD/MM/YYYY
Corrected power P _{cor} (W)	Text Field	Numeric	Mandatory	Allow (1-99,999) with 3 decimals.
Useful luminous flux Φ_{use} (lm)	Text Field	Numeric	Mandatory	Allow (60-12,500) with 3 decimals.

Reference power P_{ref} (W)	Text Field	Numeric	Mandatory	Allow (1-99,999) with 3 decimals.
Lamp survival factor at 6000h (%)	Text Field	Numeric	Mandatory	Allow (0-100) with 3 decimals.
Lumen maintenance at 2000h (%)	Text Field	Numeric	Mandatory	Allow (0-100) with 3 decimals.
Lumen maintenance at 6000h (%)	Text Field	Numeric	Mandatory	Allow (0-100) with 3 decimals.
Number of switching cycles before failure	Text Field	Numeric	Mandatory	Allow (1-999,999).
Starting time(s)	Text Field	Numeric	Mandatory	
Lamp warm-up time to 60 % total rated luminous flux Φ (s)	Text Field	Numeric	Mandatory	
Premature failure rate at xxxh (%)	Text Field	Numeric	Mandatory	
Lamp displacement factor	Text Field	Numeric	Mandatory	
Color rendering index (%)	Text Field	Numeric	Mandatory	
Efficacy (lm/W)	Text Field	Numeric	Mandatory	
Efficiency	Text Field	Numeric		Allow 2 decimals at least
Annual energy consumption (kWh/yr)	Text Field	Numeric	Mandatory	
Energy Efficiency Index (EEI)	Text Field	Numeric	Mandatory	
UVA+UVB radiation (mW/klm)	Text Field	Numeric	Mandatory	
UVC radiation (mW/klm)	Text Field	Numeric	Mandatory	
Mercury content (mg)	Text Field	Numeric	Mandatory	Allow (0-100) with 3 decimals.
Concentration value by weight of Lead (%)	Text Field	Numeric	Mandatory	
Concentration value by weight of Cadmium (%)	Text Field	Numeric	Mandatory	
Concentration value by weight of Hexavalent Chromium (%)	Text Field	Numeric	Mandatory	
Concentration value by weight of Polybrominated Biphenyls (%)	Text Field	Numeric	Mandatory	
Concentration value by weight of Polybrominated Diphenyl ether (%)	Text Field	Numeric	Mandatory	

Section4:

Field Name	Field Type	Data type	Mandatory / Optional	Descriptions
Test Report ⁽¹⁾	Upload Field	File (.PDF)	Mandatory	Only allow PDF with max 5Mb

Declaration Attachment	Upload Field	File (.PDF)	Optional	Only allow PDF with max 5Mb
Other Attachment	Upload Field	File (.PDF)	Optional	Only allow PDF with max 5Mb
Image	Upload Field	File (.jpg)	Mandatory	Only allow JPG with max 0.5Mb
NamePlate	Upload Field	File (.jpg)	Mandatory	Only allow JPG with max 0.5Mb
⁽¹⁾ Note: test report can be separated in different attachments according to the different category of test required: energy efficiency, functionality, long term performances, hazardous content and mercury content as necessary.				

www.Lisungroup.co

الهيئة السعودية للمواصفات والمقاييس والجودة
Saudi Standards, Metrology and Quality Org (SASO)

SASO 2902:2018/AMD1:2021

متطلبات كفاءة الطاقة ومتطلبات التشغيل ووضع البطاقات لمنتجات الانارة - الجزء
الثاني

**Energy efficiency, functionality and labelling requirements for
lighting products Part 2**

ICS: 91.160.01

THIS DOCUMENT IS A DRAFT AMENDMENT TO SAUDI STANDARD CIRCULATED FOR COMMENT. IT IS, THEREFORE SUBJECT TO CHANGE AND MAY NOT BE REFERRED UNTIL APPROVED BY THE BOARD OF DIRECTORS.

مقدمة

قامت الهيئة السعودية للمواصفات والمقاييس والجودة باعتماد تعديل المواصفة القياسية رقم SASO2902:2018/AMD1:2021 " متطلبات كفاءة الطاقة ومتطلبات التشغيل ووضع البطاقات لمنتجات الانارة - الجزء الثاني" بعد استعراض المواصفات القياسية الدولية والأجنبية والمؤلفات المرجعية. وقد اعتمد هذا التعديل مكملا للمواصفة القياسية رقم SASO2902:2018 " متطلبات كفاءة الطاقة ومتطلبات التشغيل ووضع البطاقات لمنتجات الانارة - الجزء الثاني "

Foreword

Saudi Standards, Metrology and Quality Organization (SASO) has approved the Amendment of Saudi Standard No. "SASO 2902:2017/AMD1:2021" "Energy efficiency, functionality and labelling requirements for lighting products Part 2" based on relevant International and National Foreign Standards and references. This amendment has been approved as a complementary part of the Saudi Standard No. "SASO 2902:2018" "Energy efficiency, functionality and labelling requirements for lighting products Part 2".

2. Reference Standards

Delete:

2.1 Safety and Electromagnetic Compatibility standards

- IEC 60061-1 Specification for lamp caps and holders together with gauges for the control of interchangeability and safety – lamp caps
- IEC 61000-3-2 Electromagnetic compatibility (EMC) – Part 3-2 Limits – Limits for harmonic current emissions (equipment current $\leq 16\text{A}$ per phase)
- IEC 61195 Double-capped fluorescent lamps - Safety specifications
- IEC 61199 Single-capped fluorescent lamps - Safety specifications
- IEC 61347-1 Lamp control gear – Part 1: General and safety requirements
- IEC 61347-2 Particular requirements for d.c. or a.c. supplied electronic controlgear for LED modules
- IEC 62035 Discharge lamps (excluding fluorescent lamps) - Safety specifications
- IEC 62776 Double-capped LED lamps designed to retrofit linear fluorescent lamps - Safety specifications

3.2 Technical definition

Delete:

Decorative Luminaire: luminaire employing non-white light sources

Note 1: decorative luminaires are not intended to accent an object or an area with a space.

Note 2: decorative luminaires typically employ blown glass, or colorful glass elements

Decorative Pendant (Luminaire): Suspended luminaires that are not intended to accent an object or an area within a space

4.3 Marking requirements

Replace:

“Special purpose” products (Annex B.1) do not need to comply with the marking requirements specified in Annex G. Instead, the following information shall be clearly and prominently indicated on their packaging and in all forms of product information accompanying the lamp when it is placed on the market:

- Their intended purpose.
- That they are not suitable for household/commercial illumination.

Products listed in Annex B.1.2 shall fulfill the documentation and information requirements specified for them in the same Annex.

By:

“Special purpose” products (Annex B.1) do not need to comply with the marking requirements specified in Annex G. Instead, the following information shall be clearly and prominently indicated on their packaging and in all forms of product information accompanying the lamp when it is placed on the market:

- Brand Name
- Model number
- Rated power(Watt)
- Rated Voltage (Voltage)
- Rated Lumen(Lumen)
- Rated color temperature (Kelvin)
- Country of origin
- Their intended purpose

Products listed in Annex B.1.2 shall fulfill the documentation and information requirements specified for them in the same Annex.

5.2 Type of documents needed for registration under the scope of this standard**Replace:**

To confirm the claims of the applicant, the following types of documents are required (see Table 2). Test report or evidence of the claimed properties can be established for a family of products, the definition of which is under the responsibility of the manufacturer.

The definition of the family of product (lamp or luminaire) shall include the minimum performances that apply to all products included in the family (but not limited to):

- Efficacy (lumen/watt),
- Lumen maintenance,
- Lifetime,
- Color rendering Index (Ra),
- Luminous flux (lumen),
- Same country of origin

All products within a family of products are declared with the same Energy Efficiency class (based on rated values).

Products within a family shall not exceed:

- by more than 10% the minimum declared values for Lifetime
- by more than 25% the minimum declared value for Luminous flux (lumen)

Evidences attached to the registration shall comply with the above definition of the family the product belongs to.

For luminaires, the functionality and endurance requirements can be supported by a factory test report. This factory test report shall reference the testing methodology/procedure used to measure the minimum performances required.

NOTE: these documents are not exclusive from other documents required by SASO (e.g. Electro Magnetic Compatibility, safety, ...) for registration.

NOTE: If a model within the registered family of product fails, the registration of all models under the same family of product will be automatically canceled.

By:

To confirm the claims of the applicant, the following types of documents are required (see Table 2). Test report or evidence of the claimed properties can be established for a family of products, the definition of which is under the responsibility of the manufacturer.

The product family definition (lamp or luminaire) must include the minimum performance that applies to all products included in the family:

- Luminous flux.
- All models in the family shall have the same type of product.
- All models in the family shall have the same manufacture and country of origin.
- All models in the family must have the same energy efficiency level (depending on the declared value).
- Products within the family must not exceed by more than 100% the minimum declared value of luminous flux (lumens).

Evidences attached to the registration shall comply with the above definition of the family the product belongs to.

For luminaires, the functionality and endurance requirements can be supported by a factory test report. This factory test report shall reference the testing methodology/procedure used to measure the minimum performances required.

Note1: these documents are not exclusive from other documents required by SASO (e.g. Electro Magnetic Compatibility, safety, ...) for registration.

Note 2: All test reports shall be conducted for the reference model of the family .

Note 3: If a model within the registered family of product fails, the registration of all models under the same family of product will be automatically canceled.

B.1.2 - lighting products exempted as used for non-primary lighting purpose/applications

Replace:

- Products intended for use in applications other than general lighting and products

incorporated into products which do not provide a general lighting function, e.g.:

- Emission of light as an agent in chemical or biological processes (such as polymerization, photodynamic therapy, horticulture, pet care, anti-insect products)
- Image capture and image projection (such as camera flashlights, photocopiers, video projectors)
- Lamps for swimming pools
- Pet care (aquarium, terrarium, etc.)
- Anti-insect lamps
- Disinfection
- Tanning
- Display optic lamps (> 12,000 lumens), such as:
 - Stage and studio lamps
 - Theatre lamps
 - Television (TV) lamps
 - Studio lamps
 - Photo lamps – Flashlights or lamps for the development of pictures
 - Projection lamps
 - Traffic/signal lamps
- Lamps intended for use in potentially explosive atmospheres;
- Emergency lighting luminaires and emergency sign luminaires;
- Control gears (ballasts) intended for use in luminaires defined in paragraph (c) and designed to operate lamps in emergency conditions;
- Luminaires intended for use in potentially explosive atmospheres and medical devices;
- Integrated luminaires for decorative purpose;
- Lamps marketed for operation with batteries only
- Lamps marketed as part of a product whose primary purpose is not lighting. However, if they are offered for sale, hire or hire purchase or displayed separately, for example as spare parts, they shall be included within the scope of this Standard

The intended purpose shall be stated for each product in the product information, and the technical documentation file drawn up for the purposes of conformity assessment shall list the technical parameters that make the product design specific for the stated intended purpose.

These aforementioned lamps are not excluded from this Standard when they are marketed for general lighting purposes.

By:

- Products intended for use in applications other than general lighting and products incorporated into products which do not provide a general lighting function, e.g.:
- Emission of light as an agent in chemical or biological processes (such as polymerization, photodynamic therapy, horticulture, pet care, anti-insect products)
- Image capture and image projection (such as camera flashlights, photocopiers, video projectors)
- Lamps for swimming pools
- Pet care (aquarium, terrarium, etc.)
- Anti-insect lamps
- Disinfection
- Tanning

- Display optic lamps (> 12,000 lumens), such as:
 - Stage and studio lamps
 - Theatre lamps
 - Television (TV) lamps
 - Studio lamps
 - Photo lamps – Flashlights or lamps for the development of pictures
 - Projection lamps
 - Traffic/signal lamps
- Emergency lighting luminaires and emergency sign luminaires;
- Control gears (ballasts) intended for use in luminaires designed to operate lamps in emergency conditions;
- Lamps and Luminaires intended for use in potentially explosive atmospheres and medical devices;
- Lamps and Luminaires marketed for operation with batteries only
- Lamps and Luminaires marketed as part of a product whose primary purpose is not lighting. However, if they are offered for sale, hire or hire purchase or displayed separately, for example as spare parts, they shall be included within the scope of this Standard
- Lamps and Luminaires that cannot be tested across references standards

The intended purpose shall be stated for each product in the product information, and the technical documentation file drawn up for the purposes of conformity assessment shall list the technical parameters that make the product design specific for the stated intended purpose.

These aforementioned Lamps and Luminaires are not excluded from this Standard when they are marketed for general lighting purposes.

D.1 - Functionality and endurance requirements for non-directional fluorescent lamps

Add Before table 10

Lumen maintenance and survival factors values at 2000 h are accepted and shall meet the limits in the table 10.

D.3 - Functionality and endurance requirements for non-directional LED lamps and luminaires

Add Before table 13

Lumen maintenance and survival factors values at 6000 h shall meet the limits in table 13 in accordance with IEC 62722 or IES LM 84 and shall be submitted in registration system. In case IEC 62717 or IES LM 80 test report is available then, Lumen maintenance and survival factors values at 2000 h are accepted and shall meet the limits in the table 13 in accordance with IEC 62722 or IES LM 84.

ANNEX F – Functionality requirements for directional lamps and integrated luminaires**Add Before table 18**

Lumen maintenance and survival factors values at 6000 h shall meet the limits in table 18 in accordance with IEC 62722 or IES LM 84 and shall be submitted in registration system. In case IEC 62717 or IES LM 80 or test report is available then, Lumen maintenance and survival factors values at 2000 h are accepted and shall meet the limits in the table 18 in accordance with IEC 62722 or IES LM 84.

ANNEX G – Marking requirements for non-directional and directional lamps**ANNEX Title correction:**

Marking requirements for non-directional and directional lamps and luminaire.

Page 31, G.1 - Information to be displayed on the lamp itself**Replace:**

For lamps other than high-intensity discharge lamps, the following shall be printed on the bulb with non-removable ink:

- Brand name
- Input voltage
- Nominal power
- Country of origin

By:

For lamps other than high-intensity discharge lamps, the following shall be printed on the bulb with non-removable ink:

- Brand name
- Input voltage *
- Rated power (Watt)
- Country of origin

* Not applicable for fluorescent lamps

G.2 - Information to be visibly displayed to end-users, prior to their purchase, on the packaging and on free access websites**Title correction:**

Information to be visibly displayed to end-users, prior to their purchase and on the packaging.

Replace:

The information in paragraphs (a) to (y) below shall be displayed on free-access websites and in any other form the manufacturer deems appropriate.

The information in paragraphs (a) to (p) below shall be visibly displayed on the packaging if the product is intended to be displayed to the end-users.

The information does not need to use the exact wording on the list below. It may be displayed in the form of graphs, drawings or symbols rather than text.

- a. Brand name;
- b. Model number;
- c. Country of origin;
- d. Rated voltage and rated frequency;
- e. Rated useful luminous flux;
- f. Efficacy (lumen/Watt);
- g. Rated power;
- h. Rated beam angle in degrees (only for directional lamps);
- i. Lamp displacement factor (only for LED lamps with integrated control gear);
- j. Rated life time of the lamp in hours;
- k. Rated Color temperature, as a value in Kelvins, expressed graphically or in words;
- l. Number of switching cycles before premature failure (only for LED lamps or if claimed by the manufacturer for other type of lamps);
- m. Color rendering index (Ra);
- n. Stating all hazardous material contained in the lamp/luminaire, as relevant;
- o. Statement referring to a Website
 - on how to clean lamp debris in case of accidental lamp breakage and disposal of lamp at the end of life, when relevant;
 - About actual values of the hazardous content, when relevant
- p. A warning if the lamp cannot be dimmed or can be dimmed only on specific dimmers; in the latter case, a list of compatible dimmers shall be also provided on the manufacturer's website

Following information are optional:

- q. Lamp type: directional or non-directional
- r. Color consistency (only for LED lamps);

- s. Lumen maintenance factor at the end of the nominal life;
- t. Warm-up time up to 60 % of the full light output (may be indicated as 'instant full light' if less than 1 second), when relevant;
- u. If designed for optimum use in non-standard conditions (such as ambient temperature $T_a \neq 25$ °C or specific thermal management is necessary), provide information on those conditions;
- v. Rated peak intensity in candela (cd), when available;
- w. An equivalence claim involving the power of a replaced lamp type may be displayed only if the lamp type is listed in Part 1 - Table 13 and if the luminous flux of the lamp in a 90° cone (Φ_{90°) is not lower than the corresponding reference luminous flux in Part 1 - Table 13. The reference luminous flux shall be multiplied by the correction factor in Part 1 - Table 14. For LED lamps, it shall be in addition multiplied by the correction factor in Part 1 - Table 15. The intermediate values of both the luminous flux and the claimed equivalent lamp.
- x. For LED lamps, if intended for use in outdoor or industrial applications, an indication to this effect;
- y. Lamp dimensions in millimeters (length and largest diameter);
- z. Actual values of all hazardous material contained in the lamp/luminaire

BY:

The information does not need to use the exact wording on the list below. It may be displayed in the form of graphs, drawings or symbols rather than text

The information in paragraphs (a) to (p) below shall be visibly displayed on the packaging if the product is intended to be displayed to the end-users

- a. Brand name;
- b. Model number;
- c. Country of origin;
- d. Rated voltage and rated frequency;
- e. Rated luminous flux (Lumen);
- f. Rated Efficacy (Lumen/Watt);
- g. Rated power (Watt);
- h. Rated beam angle in degrees (only for directional lamps);
- i. Lamp displacement factor (only for LED lamps with integrated control gear);

- j. Rated life time of the lamp in hours;
- k. Rated Color temperature, as a value in Kelvins, expressed graphically or in words;
- l. Number of switching cycles before premature failure (only for LED lamps or if claimed by the manufacturer for other type of lamps);
- m. Product guarantee, and depends on the default lifetime for the lamp/luminaire
- n. Rated Color rendering index (Ra);
- o. Stating all hazardous material contained in the lamp/luminaire, as relevant;
- p. A warning if the lamp cannot be dimmed or can be dimmed only on specific dimmers; in the latter case, a list of compatible dimmers shall be also provided on the manufacturer's website or any other form the manufacturer deems appropriate
- q. Following information are optional:
 - Lamp type: directional or non-directional
 - Color consistency (only for LED lamps);
 - Lumen maintenance factor at the end of the nominal life;
 - Warm-up time up to 60 % of the full light output (may be indicated as 'instant full light' if less than 1 second), when relevant;
 - If designed for optimum use in non-standard conditions (such as ambient temperature $T_a \neq 25$ °C or specific thermal management is necessary), provide information on those conditions;
 - Rated peak intensity in candela (cd), when available;
 - An equivalence claim involving the power of a replaced lamp type may be displayed only if the lamp type is listed in Part 1 - Table 13 and if the luminous flux of the lamp in a 90° cone (Φ_{90°) is not lower than the corresponding reference luminous flux in Part 1 - Table 13 The reference luminous flux shall be multiplied by the correction factor in Part 1 - Table 14. For LED lamps, it shall be in addition multiplied by the correction factor in Part 1 - Table 15. The intermediate values of both the luminous flux and the claimed equivalent lamp.
 - For LED lamps, if intended for use in outdoor or industrial applications, an indication to this effect;
 - Lamp dimensions in millimeters (length and largest diameter);
 - Actual values of all hazardous material contained in the lamp/luminaire
- r. Following information shall be displayed on free-access websites or in any other form the manufacturer deems appropriate:

- how to clean lamp debris in case of accidental lamp breakage and disposal of lamp at the end of life, when relevant;
- About actual values of the hazardous content, when relevant

ANNEX G – Marking requirements for non-directional and directional lamps

Add new clause:

G.3 - Information on control gear and ballast

For control gear and ballast, the following shall be printed on the product and packaging:

- Brand name;
- Model number;
- Country of origin;
- Rated voltage and rated frequency;
- Rated Efficacy (Lumen/Watt);
- Rated input power (Watt);
- Rated power factor
- Rated ambient temperature (Ta) and Rated case temperature (Tc)

H1.2 - Additional requirement for control gear for halogen and LED lamps

Replace:

The efficiency of control gear shall be at least 0,91 at 100 % load.

By:

- The minimum efficiency of Halogen control gear shall be 0.91 at 100 % load.
- The minimum efficiency of LED control gear for all wattage shall be calculated in accordance with equation:

$$\text{Minimum Efficiency } (\eta) \% = \frac{P^{0.81}}{(1.09 \times P^{0.81} + 2.10)}$$

M.3 - Energy Efficiency Index for luminaires (EEI)

In the 3rd paragraph

Replace:

The EEI is calculated as follows and rounded to three decimal places.

By:

The EEI is calculated as follows and rounded to two decimal places.

ANNEX N – Criteria for market surveillance**Replace:**

The enforcer may draw a sample of batch of a minimum of twenty (20) lamps or ten (10) luminaires of the same model from the same manufacturer, where possible obtained in equal proportion from four randomly selected sources, unless specified otherwise in Table 38.

The model shall be considered to comply with the requirements laid down in this Standard if:

- The lamps in the batch are accompanied by the required and correct product information,
- All parameters listed in Table 38 are met.

By:

For purposes of market surveillance, it might be drawn a sample of batch (based on each parameter listed in table 38) of the same model from the same manufacturer, where possible obtained in equal proportion from four randomly selected sources.

- The lamps in the batch are accompanied by the required and correct product information,
- All parameters listed in Table 38 are met